



# PiXL Independence:

## MFL - Student Booklet

### KS4

## French

### Contents:

- I. Beginner Level – 20 credits per question
- II. Advanced Beginner Level – 30 credits per question
- III. Intermediate Level – 40 credits per question
- IV. Proficient Level – 60 credits per question
- V. Advanced Level – 70 credits each
- VI. Expert Level – 80 credits each

**i. Beginner Level. Niveau – Débutant**

*20 credits per question.*



1. Write the 3 forms of the definite article in the table below.

masc. singular	fem. singular	masc. & fem. plural
le	la	les
the	the	the

2. What happens to the definite article when a singular noun starts with a vowel or a silent h?

\_\_\_\_\_ 'r \_\_\_\_\_  
\_\_\_\_\_  
\_\_\_\_\_

3. Give 5 examples of singular masculine nouns using the correct definite article.

Definite article	Noun	English meaning

4. Give 5 examples of singular feminine nouns using the correct definite article.

Definite article	Noun	English meaning

--	--	--

5. Give 5 examples of plural nouns using the correct definite article.

Definite article	Noun	English meaning

<https://www.thoughtco.com/introduction-to-french-articles-1368810>

6. Give 5 examples of singular nouns beginning with a vowel or a silent h using the correct definite article.

Definite article	Noun	English meaning

7. Write the 4 forms of the indefinite article in the table below.

masc. singular	fem. singular	masc.& fem. plural	after a negative
a/an	a/an	some	a/an/any

8. In a negative construction, what does *de* become when it is in front of a word beginning with a vowel or a silent h?

---



---

9. Give an example where the indefinite article is not used in French but it is in English.

---

---

10. Write the 4 forms of the partitive article in the table below.

masc.	fem.	before words beginning with a vowel or a silent h	plural
some/any	some/any	some/any	some/any

11. What are the partitive articles replaced by after a negative?

---

---

12. Translate the following sentences:

- a) I would like some coffee
- b) I do jogging
- c) I drink lemonade
- d) I eat chips
- e) Do you have some bread?
- f) I don't do sport

13. Read the following statements about adjectives. Which are true and which are false?  
Write T or F at the end of each sentence.

- a) The endings of French adjectives change depending on the gender of the noun they are describing and depending on whether the noun is singular or plural.
- b) The endings of French adjectives never change.
- c) The masculine singular form doesn't change.
- d) To make a singular adjective feminine you **usually** add an e.
- e) Add an s to the masculine singular form to make it plural.
- f) Add an s to the feminine singular form to make it plural.
- g) There are some exceptions in the plural forms.
- h) There are no exceptions in the feminine forms.
- i) There are many exceptions in the feminine forms of adjectives.
- j) Some adjectives **never** change.
- k) French adjectives behave in the same way as English adjectives.
- l) Most adjectives come after the noun they describe.
- m) Some adjectives come before the noun they describe.
- n) Adjectives of nationality do not need a capital letter but change according to gender.

**Check out the  
websites listed if  
you need some  
help.**



<http://www.frenchlearner.com/adjectives/>

<http://www.bbc.co.uk/bitesize/standard/french/grammar/adjectives/revision/1/>

<https://www.thoughtco.com/introduction-to-french-adjectives-1368789>

14. Translate the following sentences.

- a) The black pen \_\_\_\_\_
- b) The long rulers \_\_\_\_\_
- c) The pretty girl \_\_\_\_\_
- d) The red cars \_\_\_\_\_
- e) The yellow pencils \_\_\_\_\_
- f) He is hardworking \_\_\_\_\_
- g) She is hardworking \_\_\_\_\_
- h) The lazy man \_\_\_\_\_
- i) The lazy girl \_\_\_\_\_
- j) The funny woman \_\_\_\_\_
- k) The funny man \_\_\_\_\_
- l) The talkative lady \_\_\_\_\_
- m) A new dress \_\_\_\_\_
- n) Some new shoes \_\_\_\_\_
- o) A new bike \_\_\_\_\_
- p) I have a white eraser \_\_\_\_\_
- q) A cold drink \_\_\_\_\_
- r) He is sporty \_\_\_\_\_
- s) She is sporty \_\_\_\_\_
- t) She is nice \_\_\_\_\_
- u) He is nice \_\_\_\_\_
- v) She is understanding \_\_\_\_\_
- w) A beautiful town \_\_\_\_\_
- x) An intelligent teacher \_\_\_\_\_
- y) A large pretty town \_\_\_\_\_
- z) A small shy boy \_\_\_\_\_

Make a list here of the adjectives which go in front of the noun.

15. Translate these sentences which contain special masculine forms of the adjective which go in front of nouns beginning with a vowel or a silent h.

Un vieil homme

---

Un nouvel appartement

---

Un bel acteur

---

16. Go to these websites and do some revision on comparative and superlative adjectives and adverbs. Once you feel confident translate the following sentences. (Remember adjectival agreement.)

<http://www.bbc.co.uk/schools/gcsebitesize/french/grammar/adjectivesf/comparativesrev1.shtml>

<https://www.thoughtco.com/french-comparative-and-superlative-adverbs-1368803>

## Comparatives

a) Céline est plus grande que Pauline.

---

b) Paul is smaller than Philip.

---

c) Les voitures sont plus vites que les vélos.

---

d) My apartment is more expensive than your house.

---

e) Mon sac est moins cher que ton sac.

---

f) My pencil case is cheaper than your pen.

---

g) Le café est aussi cher que le restaurant.

---

h) London is as expensive as Paris.

---

i) Ce stylo est meilleur que l'autre.

---

j) This programme is better than the other one.

---

k) Le prof de maths est pire que le prof d'anglais.

---

l) The geography teacher is worse than the history teacher.

---



## Superlatives

a) La chambre est la plus petite.

---

b) He is the most handsome.

---

c) Il est le prof le moins intéressant.

---

d) She is the least intelligent teacher.

---

e) Ce film est le pire.

---

f) This book is the worst.

---

g) Mon chien est le meilleur.

---

h) She is the best.

---

## Possessive adjectives

Go to the following website and revise possessive adjectives. Then do question 17.

<https://www.thoughtco.com/french-possessive-adjectives-1368798>

17. Fill in the table below with the correct possessive adjective then translate the following sentences.

	my	your	his/her/its	our	your	their
masculine singular						
feminine singular						
masculine and feminine plural						

a) My father is strict.

---

b) My mother is kind.

---

c) Your brother is handsome. (informal)

---

d) Your sister is intelligent.

---

e) His pen is black.

---

f) Her pen is red.

---

g) His table is big.

---

h) Her table is small.

---

i) Her sweets are expensive.

---

j) His pencils are blue.

---

k) My friends are funny.

---

l) Your clothes are black. (informal)

---

m) His parents are talkative.

---

n) Her hair is blond.

---

o) Our dog is brown.

---

p) Our house is old.

---

q) Our cats are white.

---

r) Your house is beautiful. (formal)

---

s) Your friends are sporty. (formal)

---

t) Their car is dirty.

---

u) Their garden is green.

---

v) Their shoes are clean.

---

## Interrogative adjectives

18. Write the correct interrogative adjective in the grid below.  
Then fill in the gaps below.

masculine singular	feminine singular	masculine plural	feminine plural

- a) ..... est ton animal préféré?
- b) ..... est ta matière préférée?
- c) ..... heure est-il?
- d) ..... couleurs aimes-tu?
- e) ..... livres avez-vous?



Go to the websites below if you need help with interrogative adjectives and pronouns.

<https://www.thoughtco.com/french-interrogative-adjectives-1368795>

<https://www.thoughtco.com/french-interrogative-adjectives-1368795>

19. Translate the subject pronouns below.

Singular subject pronouns	Plural subject pronouns	
je	nous	
tu	vous	
il	ils	
elle	elles	
on		

20.

1. When do you shorten *je* to *j*?

---

2. When do you use *tu*?

---

3. When would you use *vous*?

---

4. How do you say **it**, in French?

---

5. What are the meanings of *on*?

---

6. Explain when you use *ils* and when you would use *elles*.

---

---

# Félicitations

## ii. Advanced Beginner Level - Débutant Avancé

30 credits per questions

**Do some revision  
on direct object  
pronouns. Follow  
the link below.**

### Direct object pronouns

<http://www.bbc.co.uk/schools/gcsebitesize/french/grammar/pronouns/directobjectpronounsrev1.shtml>

1. Complete the box below with the correct direct object pronouns.

singular	plural

2. Replace the noun with correct direct object pronoun. (Remember direct object pronouns come in front of the verb.)

a) Je prends le livre \_\_\_\_\_

b) J'adore ma mère \_\_\_\_\_

c) Je mange les frites \_\_\_\_\_

d) Je fais mes devoirs \_\_\_\_\_

## Indirect object pronouns

Do some revision  
on indirect object  
pronouns. Follow  
the link below.

<https://www.thoughtco.com/french-indirect-objects-1368865>

3. Complete the table with the indirect pronouns *me, te, lui, nous, vous, leur* and their meanings.

singular	plural

4. Translate the following sentences.

- a) I give him some sweets \_\_\_\_\_
- b) I speak to him \_\_\_\_\_
- c) I telephone them \_\_\_\_\_
- d) I write to her \_\_\_\_\_

## Y and en

<http://www.bbc.co.uk/schools/gcsebitesize/french/grammar/pronounsh/pronounsyandenrev1.shtml>

5. Go to this website and complete the exercises on *y* and *en*.

<https://français.lingolia.com/en/grammar/pronouns/adverbial-pronouns/exercises>

6. In your own words, write what you have learned about when to use *y* and *en*.

7. Look at the order in which object pronouns go. When two object pronouns are used in the same sentence, they must appear in this sequence. Learn the sequence.

me	<i>before</i>	le	<i>before</i>	lui	<i>before</i>	y	<i>before</i>	en
te		la		leur				
se		les						
nous								
vous								

8. Cover up the grid above and re-write it from memory.

	<i>before</i>		<i>before</i>		<i>before</i>		<i>before</i>	

Translate the following sentences.

9. He gives them to us. \_\_\_\_\_

10. I talk to them about it. \_\_\_\_\_

11. We met them there. \_\_\_\_\_

12. I write it to him / her. \_\_\_\_\_

13. Translate the following emphatic pronouns:

moi	
toi	
lui	
elle	
nous	
vous	





eux

elles

<https://www.thoughtco.com/french-stressed-pronouns-1368932>

14. Which of the following statements are true and which are false? Write T or F next to each sentence.

- a) Emphatic pronouns are also known as disjunctive pronouns.
- b) Emphatic pronouns can be used instead of subject pronouns.
- c) Don't use emphatic pronouns if you want to add emphasis to nouns and pronouns.
- d) Use emphatic pronouns after a preposition.
- e) Never use emphatic pronouns after *c'est*.
- f) Use emphatic pronouns after a comparative.
- g) Use emphatic pronouns with *à* to express possession.
- h) You can't use emphatic pronouns to ask and answer questions.
- i) Use emphatic pronouns **with emphatic words like *aussi, non plus, seul, and surtout***.

15. Correct any false statements.

16. Give six examples of ways in which emphatic pronouns are used:

---

---

---

---

---

---

---

---

---

---

## 17. Possessive pronouns

Do some revision on possessive pronouns. Look at the website below.

<https://www.thoughtco.com/french-possessive-pronouns-1368931>

18. Learn the meanings and spellings of these possessive pronouns.

<i>English</i>	masc singular	fem singular	masc plural	fem plural
<i>mine</i>	le mien	la mienne	les miens	les miennes
<i>yours</i>	le tien	la tienne	les tiens	les tiennes
<i>his, hers</i>	le sien	la sienne	les siens	les siennes
<i>ours</i>	le nôtre	la nôtre	les nôtres	les nôtres
<i>yours</i>	le vôtre	la vôtre	les vôtres	les vôtres
<i>theirs</i>	le leur	la leur	les leurs	les leurs

19. Cover the table above and re-write them correctly in the table below.

<i>English</i>	masc singular	fem singular	masc plural	fem plural
<i>mine</i>				
<i>yours</i>				
<i>his, hers</i>				
<i>ours</i>				
<i>yours</i>				
<i>theirs</i>				

20. Follow the link to this website and complete the questions on possessive pronouns.

<https://www.tolearnfrench.com/exercises/exercise-french-2/exercise-french-17294.php>

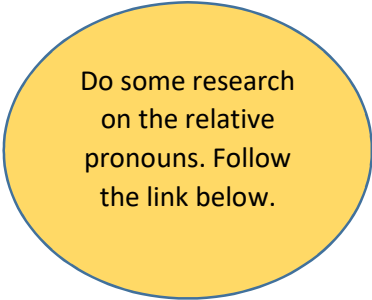
# Félicitations

## iii. Intermediate Level - Niveau Intermédiaire

40 credits per questions

### Relative pronouns

*qui, que and dont*



Do some research on the relative pronouns. Follow the link below.

1. Revise relative pronouns and complete the test on *qui, que* and *dont*, on BBC bitesize.

<http://www.bbc.co.uk/education/guides/zqx2mp3/revision>

2. In your own words explain when to use *qui, que, qu' and dont*.

### Demonstrative pronouns

3. Translate the following demonstrative pronouns. (Some have more than one meaning.)

*Ce* \_\_\_\_\_

*Cela* \_\_\_\_\_

*Ça* \_\_\_\_\_

*celui-ci* \_\_\_\_\_

*celui-là* \_\_\_\_\_

*celle-ci* \_\_\_\_\_

*celle-là* \_\_\_\_\_

*ceux-ci* \_\_\_\_\_

*ceux-là* \_\_\_\_\_

*celles-ci* \_\_\_\_\_

*celles-là* \_\_\_\_\_

Do some research on the demonstrative pronouns and adjectives. Follow the link below.

<https://www.thoughtco.com/french-demonstrative-pronouns-1368928>

### Demonstrative adjectives

4. Complete the table.

English	Masculine	Masc. before vowel	Feminine
this, that			
these, those			

5. Write a sentence including each of the demonstrative adjectives.

### The Infinitive

**Do some research on  
the French infinitive.  
Follow the link below.**

<http://www.bbc.co.uk/schools/gcsebitesize/french/grammar/verbsh/infinitiverev1.shtml>

<https://www.thoughtco.com/french-infinitive-linfinitif-1368866>

6. In your own words, describe what the infinitive form is.

---

---

---

---

7. Draw up a list of French verbs which can be followed directly by an infinitive.

8. Which of the following statements are true and which are false? Write T or F next to each statement.

- a) Verbs expressing liking and disliking are followed by the infinitive.
- b) Verbs expressing preferring are not followed by the infinitive.
- c) An infinitive does not follow *il faut*.
- d) You never find the infinitive form in the dictionary.
- e) When two verbs follow each other in a sentence, the second verb is always in the infinitive.
- f) The infinitive is used after *avant de*.
- g) Modal verbs are never followed by the infinitive.
- h) Verbs expressing future intentions or wish are followed by the infinitive.

Correct the false sentences.

9. Draw up a list of verbs which need *à* between them and the infinitive.

Draw up a list of verbs which need *de* between them and the infinitive.

**Look at the website.  
Do some research on  
the French causative.**

<https://www.thoughtco.com/french-causative-le-causatif-1368818>

10. Translate the following sentences

- a) Il fait réparer sa maison.
- b) Elle fait laver la voiture.
- c) Je fais construire un gîte.
- d) Ils font faire un gâteau.

### **The perfect infinitive**

11. Translate the following sentences.

- a) Après avoir mangé, j'ai fait mes devoirs.
- b) Après être arrivé, j'ai regardé la télé.
- c) Après avoir fait mes études, J'ai joué au foot avec mes amis.
- d) Après être rentrée chez-moi, Je lui ai téléphoné.

### **The present tense**

Do some revision of  
present tense *er* verbs  
by following the link  
below.

[http://www.french-linguistics.co.uk/grammar/presenttense\\_er.shtml](http://www.french-linguistics.co.uk/grammar/presenttense_er.shtml)



12. Highlight the statements that are true.

- a) You use the present tense to describe what is taking place now.
- b) You use the present tense to describe what will happen in the distant future.
- c) You use the present tense to describe something that happened yesterday.
- d) You use the present tense to describe something that happens regularly.
- e) Present tense verb endings change depending on who is doing the verb/action.

13. Fill in the gaps below to form a correct description about how to formulate the present tense of regular *er* verbs.

Take the \_\_\_\_\_ form of an *er* verb. Remove the \_\_\_\_\_ from the infinitive to form the \_\_\_\_\_. Then \_\_\_\_\_ the following endings.

List the endings.

*je* \_\_\_\_\_  
*tu* \_\_\_\_\_  
*il* \_\_\_\_\_  
*elle* \_\_\_\_\_  
*on* \_\_\_\_\_  
*nous* \_\_\_\_\_  
*vous* \_\_\_\_\_  
*ils* \_\_\_\_\_  
*ells* \_\_\_\_\_

14. Follow the link below. Revise present tense endings and do the gap fill exercises and the listening exercises.

<https://www.laits.utexas.edu/tex/gr/ver1.html>

List as many regular *er* verbs as you can in the box below.

Regular *ir* verbs

Do some revision of present tense *ir* verbs by following the link below.

<https://www.thoughtco.com/french-regular-ir-verbs-1368870>

15. Fill in the gaps below to form a correct description about how to formulate the present tense of regular *ir* verbs.

Take the \_\_\_\_\_ form of an *ir* verb. Remove the \_\_\_\_\_ from the infinitive to form the \_\_\_\_\_. Then \_\_\_\_\_ the following endings.

List the endings.

*je* \_\_\_\_\_  
*tu* \_\_\_\_\_  
*il* \_\_\_\_\_  
*elle* \_\_\_\_\_  
*on* \_\_\_\_\_  
*nous* \_\_\_\_\_  
*vous* \_\_\_\_\_  
*ils* \_\_\_\_\_  
*elles* \_\_\_\_\_

16. Go to the website below. Learn about regular *ir* verbs and complete the gap fill and the listening activities.

<https://www.laits.utexas.edu/tex/gr/vir1.html>

17. List the most common regular *ir* verbs in the box below.

18. Fill in the gaps below to form a correct description about how to formulate the present tense of regular *re* verbs.

Take the \_\_\_\_\_ form of an *re* verb. Remove the \_\_\_\_\_ from the infinitive to form the \_\_\_\_\_. Then \_\_\_\_\_ the following endings.

List the endings

- Je* \_\_\_\_\_
- tu* \_\_\_\_\_
- il* \_\_\_\_\_
- elle* \_\_\_\_\_
- on* \_\_\_\_\_
- nous* \_\_\_\_\_
- vous* \_\_\_\_\_
- ils* \_\_\_\_\_
- elles* \_\_\_\_\_

19. Go to the website below. Learn about regular *re* verbs and complete the gap fill and the listening activities.

<https://www.laits.utexas.edu/tex/gr/vre1.html>

20. List the most common regular *re* verbs in the box below.

*Félicitations*

**iv. Proficient Level - Niveau Compétent**

*60 credits per questions*

**Do some research on the irregular verbs. Follow the link below.**

**Irregular verbs**

[http://french-linguistics.co.uk/grammar/irregular\\_verbs\\_common.shtml](http://french-linguistics.co.uk/grammar/irregular_verbs_common.shtml)

1. What are irregular verbs?

---

---

---

---

---

---

---

2. Learn the present tense forms of these very common irregular verbs. Write them below from memory.

<i>avoir</i>	<i>être</i>	<i>aller</i>	<i>faire</i>

<https://www.thoughtco.com/french-modal-verbs-1368849>

Do some research on French modal verbs. Go to this website.



3. What are modal verbs?

---

---

---

---

---

---

4. Learn the present tense forms of *pouvoir*, *vouloir* and *savoir*. Write them below, from memory.

<i>pouvoir</i>	<i>vouloir</i>	<i>savoir</i>	<i>devoir</i>

5. Go to the website below and answer the questions on modal verbs.

<https://www.laits.utexas.edu/tex/gr/vm1.html>







**Research perfect  
tense. Follow the  
link below.**

[http://french-linguistics.co.uk/grammar/perfect\\_tense\\_formation.shtml](http://french-linguistics.co.uk/grammar/perfect_tense_formation.shtml)

<http://www.bbc.co.uk/schools/gcsebitesize/french/grammar/verbsf/perftenseetrerev3.shtml>

**The perfect tense.**

12. When do you use the perfect tense in French?

---

---

---

---

13.

a) Write from memory the 2 auxiliary verbs needed to form the perfect tense.

avoir

être



15. How will you remember these verbs?

---

---

---

---

---

---

---

---

16. Apart from the verbs listed above, what other verbs always use être in the perfect tense?

---

17. Correct the following past tense sentences. Deliberate mistakes have been made for you to correct.


- a) Le weekend prochain J'ai joué au badminton au centre sportif.
- b) L'année dernière nous avons allés en France. On a prise l'avion.
- c) Hier, elle est allé à la piscine avec ses amis mais elle n'as pas fait de natation.
- d) Il as mangés trop de pizza ce soir.
- e) Elles ont arrivée au collège en retard.
- f) Je suis leve à six heures ce matin.
- g) Nous sommes reste dans un hôtel cinq étoiles.

18. Translate the following sentences into French.

- a) Last year I went to Italy with my family. We travelled by plane and by train.
- b) Yesterday I went to the cinema with my friends. We watched a science fiction-film and we ate a lot of popcorn.
- c) He went to town last weekend and bought a tee-shirt and some trainers.
- d) She got up at eight o'clock and got washed then she got dressed and ate her breakfast.
- e) You arrived at school late last Friday.
- f) We did volunteer work last night. We distributed food parcels and sleeping bags to homeless people.
- g) Last Christmas we ate too much and we drank too much but we had fun.



20. Create a step by step flow chart which explains how to formulate the perfect tense in French.



*Félicitations*

## v. Advanced Level - Niveau Avancé

70 credits per questions

Do some research  
on the imperfect  
tense. Follow the  
link below.

### The imperfect tense

<http://www.bbc.co.uk/schools/gcsebitesize/french/grammar/verbsh/imperfecthirev1.shtml>

<https://www.thoughtco.com/imperfect-french-past-tense-1368859>

1. List 7 instances when you need to use the imperfect tense.

- i) \_\_\_\_\_
- ii) \_\_\_\_\_
- iii) \_\_\_\_\_
- iv) \_\_\_\_\_
- v) \_\_\_\_\_
- vi) \_\_\_\_\_
- vii) \_\_\_\_\_

2. Fill in the gaps.

To formulate the imperfect tense, take the \_\_\_\_\_ form of the verb in the \_\_\_\_\_ tense. Remove the \_\_\_\_\_ to form the imperfect stem and then add the following endings:

- je \_\_\_\_\_
- tu \_\_\_\_\_
- il/elle/on \_\_\_\_\_
- nous \_\_\_\_\_
- vous \_\_\_\_\_
- ils/elles \_\_\_\_\_







5. Convert these perfect tense sentences into the pluperfect tense.

- a) Elle a fait ses devoirs. \_\_\_\_\_
- b) Il a mangé le petit déjeuner. \_\_\_\_\_
- c) J'ai attendu vingt minutes. \_\_\_\_\_
- d) Tu as écouté de la musique. \_\_\_\_\_
- e) Nous avons regardé la télé. \_\_\_\_\_
- f) Je suis arrivé trop tôt. \_\_\_\_\_
- g) Elle est allée à la bibliothèque. \_\_\_\_\_

<http://www.bbc.co.uk/schools/gcsebitesize/french/grammar/verbsh/futuretensehirev1.shtml>

<http://www.bbc.co.uk/schools/gcsebitesize/french/grammar/verbsf/immediatefuturerev1.shtml>

6. Explain the difference between immediate future tense and future tense.

---

---

---

---

---

---

---

7. Explain how to formulate immediate future tense.

---

---

---

---

---

---

---





11. List 10 irregular future tense stems.

verb	future stem

### Conditional tense



<http://www.bbc.co.uk/schools/gcsebitesize/french/grammar/verbsh/conditionalrev1.shtml>  
<http://www.frenchlearner.com/verbs/conditional-tense/>


12. Fill in the gaps

To formulate the conditional tense, take the \_\_\_\_\_ tense stem and add the conditional \_\_\_\_\_. These are exactly the same as the \_\_\_\_\_ endings.

13. Memorise the endings.

je .....ais
tu.....ais
il/elle/on.....ait
nous.....ions
vous.....iez
ils/elles.....aient

Cover them and re-write below.




14. Memorise these verbs which have irregular stems in future and conditional tense.

**Infinitive**

aller	<i>to go</i>
apercevoir	<i>to perceive/notice</i>
avoir	<i>to have</i>
devoir	<i>must/have to</i>
être	<i>to be</i>
faire	<i>to make/do</i>
savoir	<i>to know</i>
venir	<i>to come</i>
voir	<i>to see</i>
vouloir	<i>to want</i>

Cover them and re-write below.



Now learn the first person conditional form of these verbs.

j'irais  
j'apercevrais  
j'aurais  
je devrais  
je serais  
je ferais  
je saurais  
je viendrais  
je verrais  
je voudrais

15. Cover them and write the French and English below.

16. Write a paragraph describing your ideal weekend. Use as a variety of different verbs in the conditional tense. Don't forget that when writing in French you should use a range of verbs and structures to convey information but also to show off what you know.

17. Translate these sentences containing conditional forms of modal verbs.

a) On devrait utiliser le transport en commun afin de protéger l'environnement.

---

b) Je voudrais travailler avec des gens défavorisés et je voudrais aider les personnes âgées ou isolées.

---

c) Vous pourriez parrainer un enfant vulnérable.

---

d) Il faudrait démolir les logements insalubres.

---

e) Je pense qu'il vaudrait la peine de poser des questions.

---

18. Adapt and extend these sentences.

---

---

---

---

---

---

---

---

19. Create sentences using the conditional form of these modal verbs.

---

---

---

---

---

---

---

---

---

---

20. What has been the most difficult aspect of grammar to learn in this booklet? Explain why and how you made sense of it?

*Félicitations*



## vi. Niveau Expert - Expert Level

80 credits per questions

Do some research  
on the future  
perfect tense.

### The future perfect tense

<https://www.thoughtco.com/french-future-perfect-1368852>

#### 1. Fill in the gaps.

The future perfect is used to say what will have \_\_\_\_\_ before another event or by a certain time in the future. To form the \_\_\_\_\_ you need the \_\_\_\_\_ tense of \_\_\_\_\_ or \_\_\_\_\_ and a past participle. With verbs that take \_\_\_\_\_, the past participle must agree with the \_\_\_\_\_.

#### 2. Learn the future tense of avoir and être. Write them below from memory.

<i>avoir</i>	<i>être</i>

3. Translate the following future perfect sentences.

a) J'aurai fini mes examens à 14h, mardi prochain.

---

b) À cette heure demain, Ils seront partis.

---

c) Dans deux semaines, elle aura voyagé autour du monde et elle aura vu les sept merveilles du monde.

---

d) Il sera arrivé à onze heures.

---

e) Nous serons rentrées à la maison après une longue journée fatigante.

---

f) *On le regardera aussitôt qu'elles seront arrivées.*

---

g) *Nous aurons gagné la course à cette heure demain.*

---

4. Cover the originals and translate the sentences back into French.

---

---

---

---

---

---

---

---

5.

- a) Which one of the sentences below is incorrect? Explain why and correct it.
- b) Change affirmative sentences to negative and negative sentences to affirmative.
- c) Translate them.

Vous serez allés chez le dentiste à cinq heures.

---

Je n'aurai rien accompli.

---

Il aura perdu son argent de poche.

---

Elles auront retournée en été.

---

Nous n'aurons pas fini notre travail avant minuit.

---

Les enfants se seront déjà couchés quand leurs parents reviendront.

---

6. Make up 7 future perfect sentences of your own using a mixture of verbs that take avoir and être and both affirmative and negative sentences.

---

---

---

---

---

---

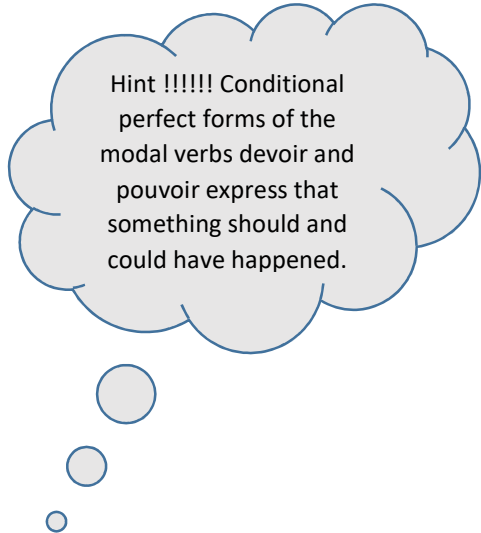
---

<https://www.thoughtco.com/past-conditional-french-1368825>

**Research  
conditional  
perfect tense.  
Follow this link.**

7. Translate the following conditional perfect sentences.

- a) Elle aurait fait ses devoirs mais elle était trop fatiguée.
- b) Nous aurions mangé au restaurant plus souvent mais c'était trop cher.
- c) Je serais allée en France si j'avais eu assez d'argent.
- d) Il aurait préféré écouter de la musique classique mais il n'avait pas eu le choix.
- e) Elles auraient dû partir avant six heures.
- f) Tu serais mort si tu avais pris l'avion.
- g) Il aurait pu devenir pilote.



---

---

---

---

---

---

---

---

8. Which sentences above, contain another compound tense? Write them below and state which tense it is.

---

---

---

---

---

---

---

---

9. Write 5 sentences which contain both conditional perfect and pluperfect.

---

---

---

---

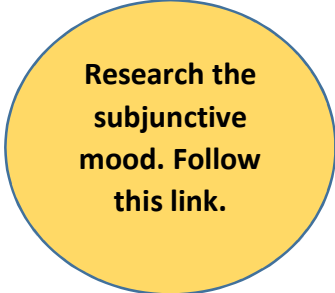
---

---

---

<https://www.thoughtco.com/french-subjunctive-rules-and-examples-1369323>

<https://www.frenchspanishonline.com/magazine/subjunctive-in-french-part-1/>



10. Fill in the gaps.

The subjunctive is a \_\_\_\_\_ of the verb not a \_\_\_\_\_. It is used to convey the speaker's attitude to the action described. It is used when statements are not to be taken as pure fact, but more as a matter of judgement or attitude. The \_\_\_\_\_ is nearly always used in a subordinate clause, i.e. the second part of a \_\_\_\_\_ introduced by que.

11. It is used after: conjunctions, impersonal verbs and after expressions of wish doubt, fear, uncertainty and regret. List examples of these below.

Conjunctions	Meaning in English
	before
	after
	although
	although
	in order that
	so that
Impersonal verbs	
	it is necessary that
	it's essential that
	it's important that
After expressions of wish doubt, fear, uncertainty and regret.	<i>Find any 10</i>



13. Fill in the gaps.

For most regular verbs the \_\_\_\_\_ is formed with the - \_\_\_\_\_ tense of \_\_\_\_\_ / \_\_\_\_\_ minus the \_\_\_\_\_. You then add the following \_\_\_\_\_.

je.....e

tu.....es


il/elle/on.....e

nous.....ions

vous.....iez

ils/elles.....ent

14. Memorise these endings and rewrite below.





15. Learn these irregular forms of the subjunctive mood.

aller	avoir	être	faire	pouvoir	vouloir
J'aile	J'aie	je sois	je fasse	je puisse	je veuille
tu ailles	tu aies	tu sois	tu fasses	tu puisses	tu veuilles
il/elle/on aille	il/elle/on ait	il/elle/on soit	il/elle/on fasse	il/elle/on puisse	il/elle/on veuille
nous allions	nous ayons	nous soyons	nous fassions	nous puissions	nous voulions
vous alliez	vous ayez	vous soyez	vous fassiez	vous puissiez	vous vouliez
ils/elles aillent	ils/elles aient	il/elles soient	ils/elles fassent	ils/elles puissent	il/elle veuillent

savoir	falloir
je sache	
tu saches	
il/elle/on sache	il faille
nous sachions	
vous sachiez	
il/elle sachent	

Ensure you know what they mean.

16. Now write them below from memory.

aller	avoir	être	faire	pouvoir	vouloir
J'aile	J'aie	je sois	je fasse	je puisse	je veuille
tu ailles	tu aies	tu sois	tu fasses	tu puisses	tu veuilles
il/elle/on aille	il/elle/on ait	il/elle/on soit	il/elle/on fasse	il/elle/on puisse	il/elle/on veuille
nous allions	nous ayons	nous soyons	nous fassions	nous puissions	nous voulions
vous alliez	vous ayez	vous soyez	vous fassiez	vous puissiez	vous vouliez
ils/elles aillent	ils/elles aient	il/elles soient	ils/elles fassent	ils/elles puissent	il/elle veuillent

savoir	falloir
je sache	
tu saches	
il/elle/on sache	il faille
nous sachions	
vous sachiez	
il/elle sachent	

17. Go once again to this website.

<https://www.frenchspanishonline.com/magazine/subjunctive-in-french-part-1/>

Complete the subjunctive quiz.

18. Translate these sentences.

a) Je veux que vous fassiez la vaisselle.

---

b) Quoiqu'on doive avouer que le mariage est difficile, à mon avis c'est essentiel pour une société stable.

---

c) Avant qu'il ne soit trop tard, je vais arrêter de fumer

---

d) Il faut que je sois honnête, je ne fais rien le week-end. À mon avis il faut se détendre de temps en temps.

---

e) Je fais un régime et je fais beaucoup d'exercice pour que je puisse être en forme.

---

f) Bien que les amis puissent partager les difficultés qu'on a, et ils comprennent les problèmes des ados, c'est ma famille qui est toujours là pour moi.

---

g) Je suis contente que tu sois mon ami.

---

h) J'ai honte qu'il prenne des drogues.

---

i) Il est important que je regarde cette émission.

---

j) Nous voulons que tu réussisses.

---

19.

i) Using your English translation, put these sentences back into French.

---

---

---

---

---

---

---

---

---

---

- ii) Write 10 sentences using the subjunctive mood. Use it with the topics you are currently studying.

---

---

---

---

---

---

---

---


---

---

20.

- i) Write a step by step guide to help a year 9 student understand how to formulate the subjunctive mood.
- ii) What three questions would you ask your teacher about the elements of grammar you've learned today?
- iii) Write your own exam question and mark-scheme for this topic.

*Félicitations*



**Commissioned by The PiXL Club Ltd.**

This resource is strictly for the use of member schools for as long as they remain members of The PiXL Club. It may not be copied, sold, or transferred to a third party or used by the school after membership ceases. Until such time it may be freely used within the member school.

All opinions and contributions are those of the authors. The contents of this resource are not connected with, or endorsed by, any other company, organisation or institution.

PiXL Club Ltd endeavour to trace and contact copyright owners. If there are any inadvertent omissions or errors in the acknowledgements or usage, this is unintended and PiXL will remedy these on written notification.

