



**THE WESTLEIGH SCHOOL**  
Aspiring & Achieving Together

# Year 7

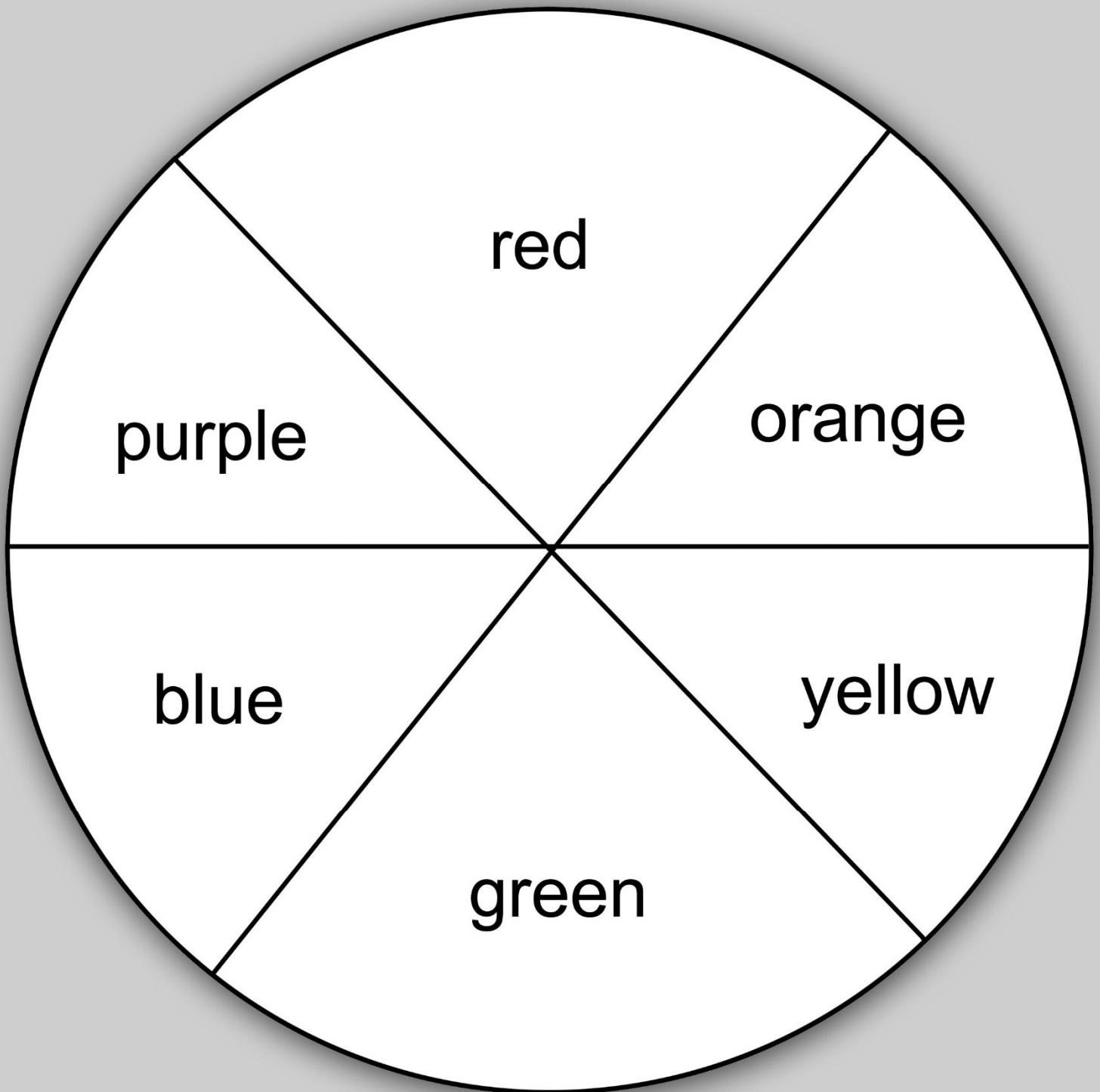
## Home learning booklet



Topic/project “The Swarm”

# Colour wheel Collage Challenge!

You will need: scissors, glue, scraps of paper



**TASK:** Cut out scraps of paper to match the colours on the colour wheel. Glue the pieces down on the sheet to create your own!

**TOP TIP -**  
Look out for free magazines at supermarkets or paint swatch cards at places that sell paint/DIY products



# Skills master: Mark making


You will need: a black pen



## HATCHING


Use parallel lines to create value.

The closer the lines are, the darker the value becomes.



LIGHTEST


DARKEST



## CROSS-HATCHING

Use intersecting lines to create value.

The closer the lines are, the darker the value becomes.



LIGHTEST


DARKEST



## STIPPLING


Use dots lines to create value.

The closer the dots are, the darker the value becomes.



LIGHTEST


DARKEST



## SCRIBBLING

Use scribbly lines to create value.

The closer the lines are, the darker the value becomes.



LIGHTEST

DARKEST


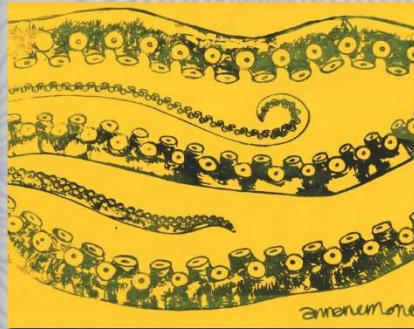
# Creative futures: Pattern designer

You will need: a pencil, pen (extra - coloured pencils/pens)



Anna Sebestova is a pattern designer. Her work is inspired by things like mushrooms and insects. She draws her designs and these are then made into stylish fabric, wallpaper and other home goods. That is her job!








**TASK:** Create a wallpaper inspired by Anna Sebestova's designs. Choose your theme e.g. worms, mushrooms, fruit and create a repeating pattern design on the template.



Wallpaper template

# Art in the world around us: Rubbings

You will need: a crayon (or pencil), paper, scissors and glue.



**TASK:**Collect rubbings from around your house or near to where you live. Cut out samples from your best 9 samples and glue them onto the square (one sample per square)

**TOP TIPS -**

1.) Use the crayon or pencil on it's side (take the wrapper off the crayon if possible). It will make a better rubbing

2.) If possible, get a friend or family member to hold the paper if you are doing a rubbing on a wall or tree.

3.) Suggested surfaces - top of a wheelie bin, road sign, wall, key, tree bark, leaf, grid, coin, medal, stencil, lego bricks, shells  
- look for anything with texture you can feel!

# Art in Culture: Henna hand

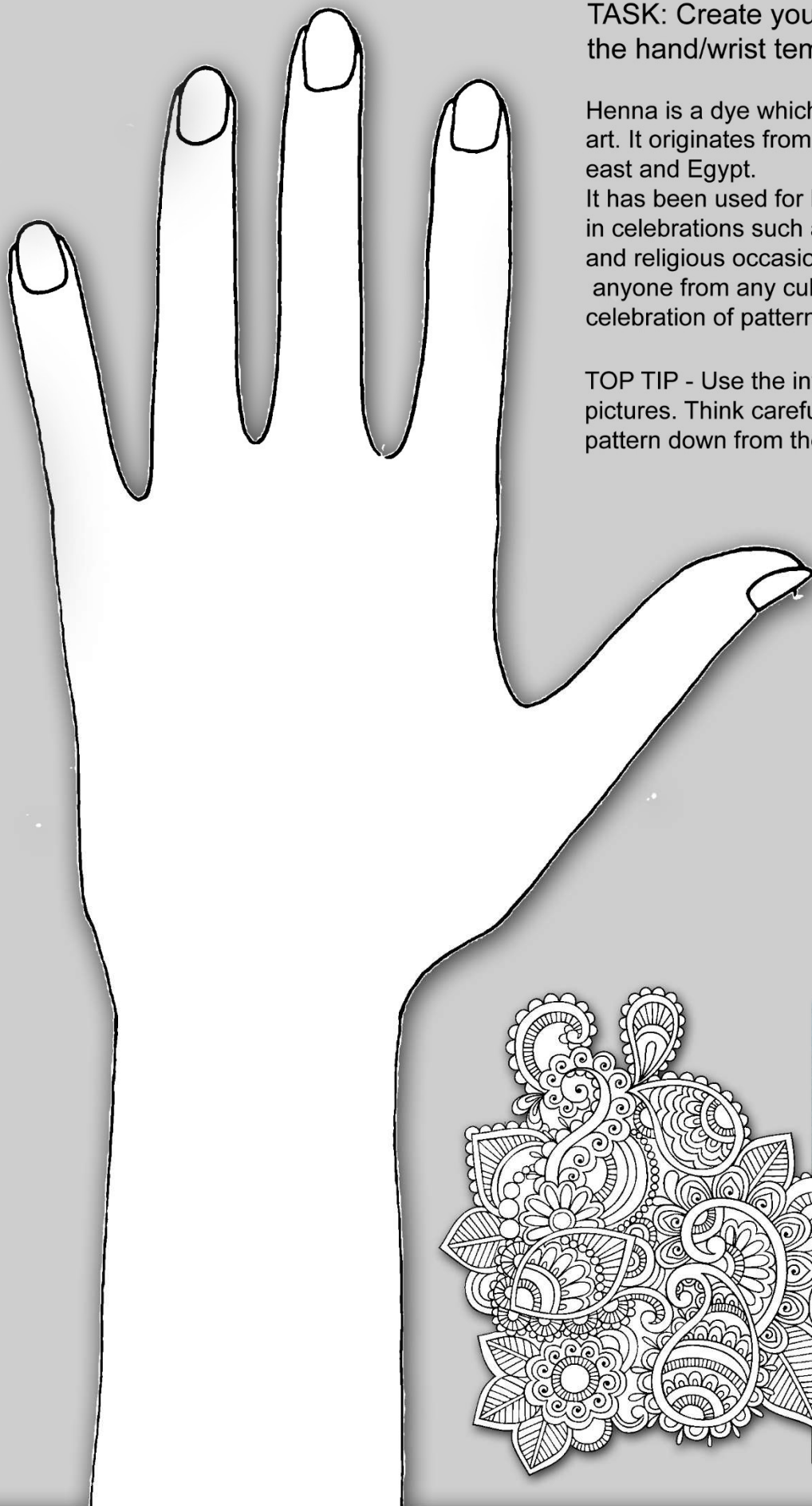
You will need: a black pen

**TASK:** Create your own henna design on the hand/wrist template.

Henna is a dye which is often used to create body art. It originates from Pakistan, India, the middle east and Egypt.

It has been used for hundreds of years in celebrations such as birthdays, marriages and religious occasions. It can be enjoyed by anyone from any culture and is a beautiful celebration of pattern!

**TOP TIP** - Use the internet to find inspirational pictures. Think carefully about how to bring the pattern down from the hand and onto the wrist.



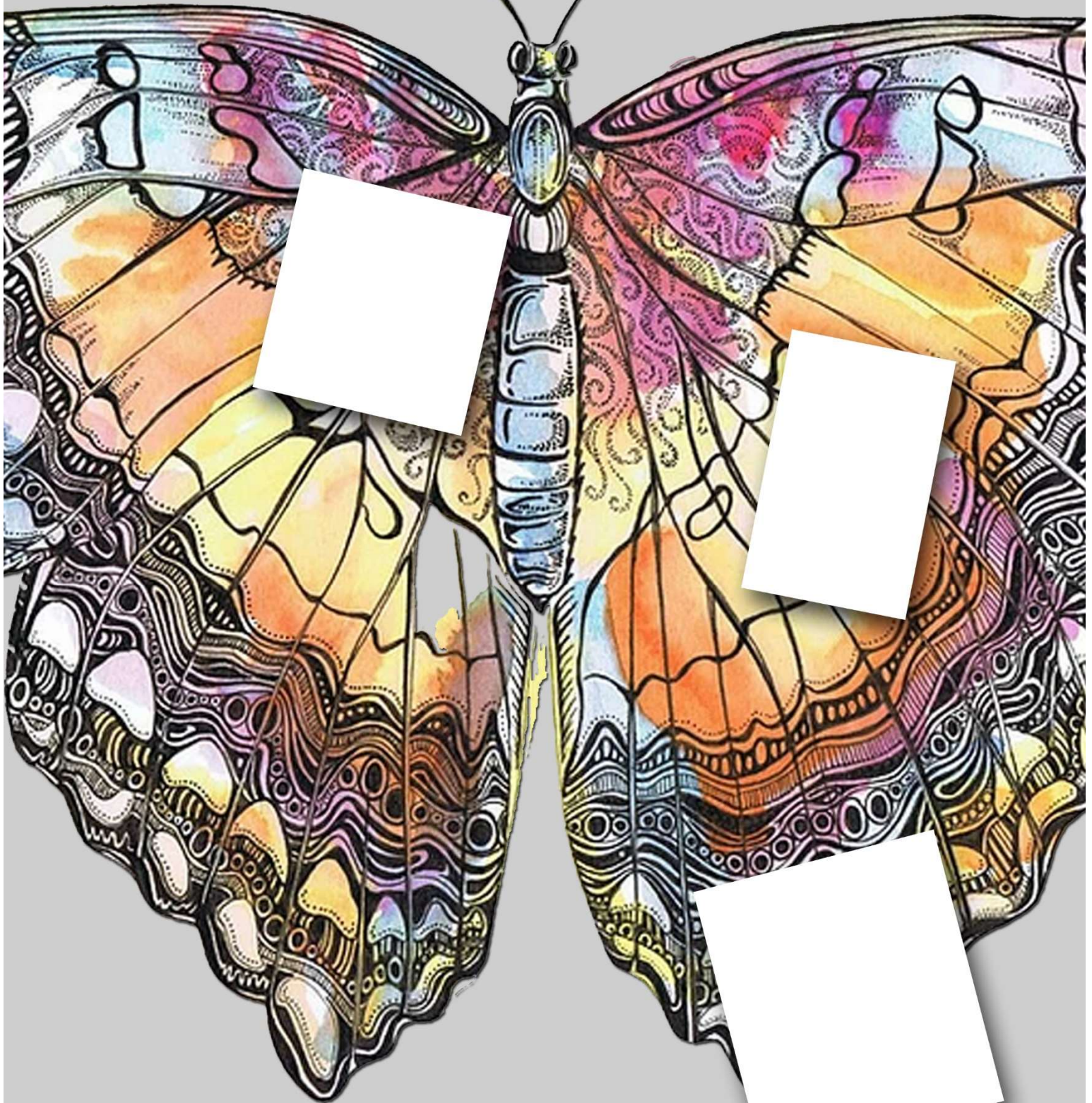
Inspiration!



# Art explorer: Sophie Cunningham

You will need: pencil, black pen (extra - coloured pencils/pens)

**TASK:** Use a pencil to sketch the missing areas of the butterfly. Go over your lines in pen and erase the pencil lines. Use pens or pencils to add colour if you have any at home!

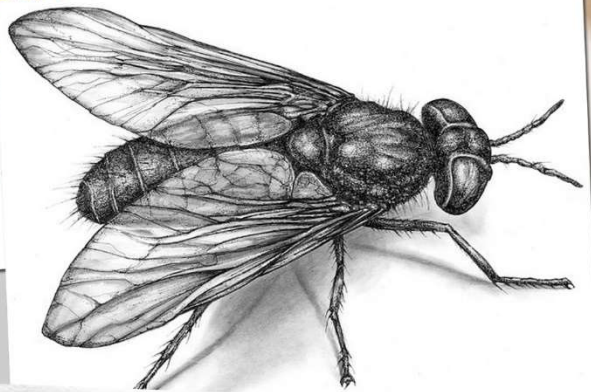


# Artist in the making: Could you win a pin?

a.)



c.)



b.)



d.)




- a.) Could you do a set of illustrations of insects using coloured pens or pencils?
- b.) Could you make an insect out of leaves and take a photo of it?
- c.) Could you do a realistic detailed drawing?
- d.) Could you paint an insect?
- e.) Could you use collage to create an insect artwork?
- f.) Could you make a 3D model using objects?

e.)



f.)



How could you win a pin and an ATL 5?

You can get a 5 if everything in your booklet is completed to an excellent standard. However, you could also try ONE (or more) of these trickier tasks at home and get an ATL 5 AND win one of our very rare, special art pins for your blazer!

