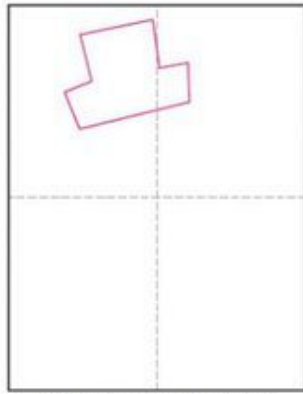
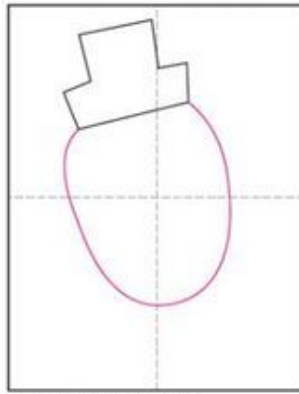




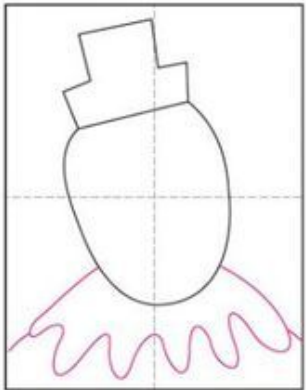
Supplies: Black paper, pastels



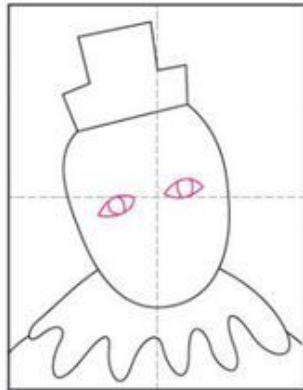
1. Make guide lines. Draw a hat.




2. Draw a head below.




3. Add the collar and shoulders.




4. Draw two eyes.



5. Draw eyebrows and smile.



6. Add nose and lip lines.



7. Draw curly hair.



8. Add a flower.

© 2017 www.artprojectforkids.com

Key Stage 1 home learning sheet



You can make your own ring toss game using a cardboard tube and paper plates or you can create your own juggling balls using balloons and rice.