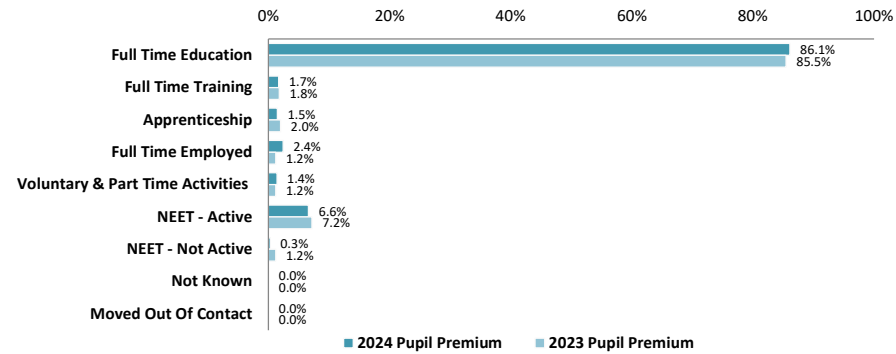
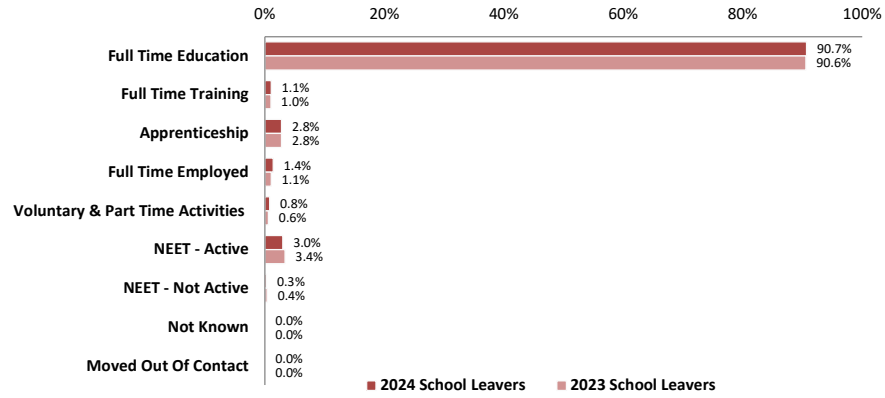


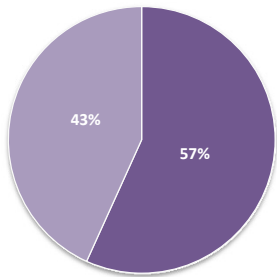
# Bury Activity Survey Report 2024

Destinations	2024 School Leavers	2024%	2023 School Leavers	2023%
Full Time Education	2201	↑ 90.7%	2164	90.6%
Full Time Training	26	↑ 1.1%	25	1.0%
Apprenticeship	67	→ 2.8%	67	2.8%
Full Time Employed	33	↑ 1.4%	26	1.1%
Voluntary & Part Time Activities	19	↑ 0.8%	14	0.6%
NEET - Active	73	↓ 3.0%	82	3.4%
NEET - Not Active	8	↓ 0.3%	10	0.4%
Not Known	0	→ 0.0%	0	0.0%
Moved Out Of Contact	0	→ 0.0%	0	0.0%
<hr/>				
EET	2346	↑ 96.7%	2295	96.1%
NEET	81	↓ 3.3%	93	3.9%
<b>Total</b>	<b>2427</b>		<b>2388</b>	

Pupil Premium Destinations	2024 Pupil Premium	2024%	2023 Pupil Premium	2023%
Full Time Education	510	↑ 86.1%	512	85.5%
Full Time Training	10	↓ 1.7%	11	1.8%
Apprenticeship	9	↓ 1.5%	12	2.0%
Full Time Employed	14	↑ 2.4%	7	1.2%
Voluntary & Part Time Activities	8	↑ 1.4%	7	1.2%
NEET - Active	39	↑ 6.6%	43	7.2%
NEET - Not Active	2	↓ 0.3%	7	1.2%
Not Known	0	→ 0.0%	0	0.0%
Moved Out Of Contact	0	→ 0.0%	0	0.0%
<hr/>				
EET	551	↑ 93.1%	549	91.7%
NEET	41	↓ 6.9%	50	8.3%
<b>Total</b>	<b>592</b>		<b>599</b>	

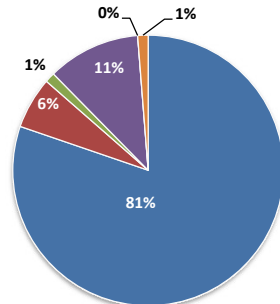


NEET by Gender



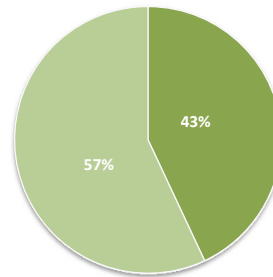
■ Male ■ Female

NEET by Ethnicity



■ White ■ Asian ■ Black ■ Mixed ■ No Information ■ Other

Qualification Split



■ A Level ■ Vocational