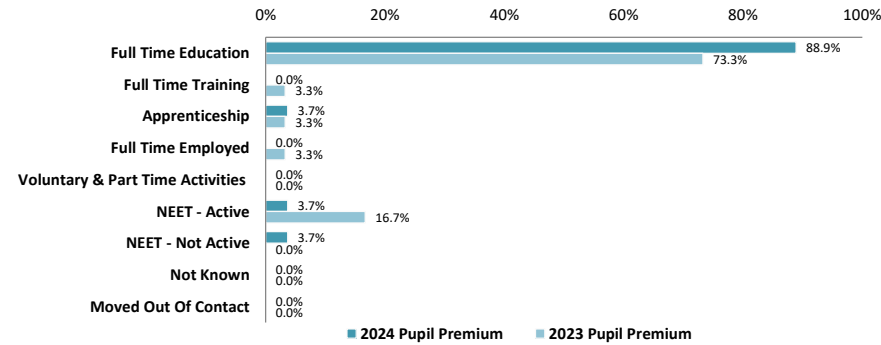
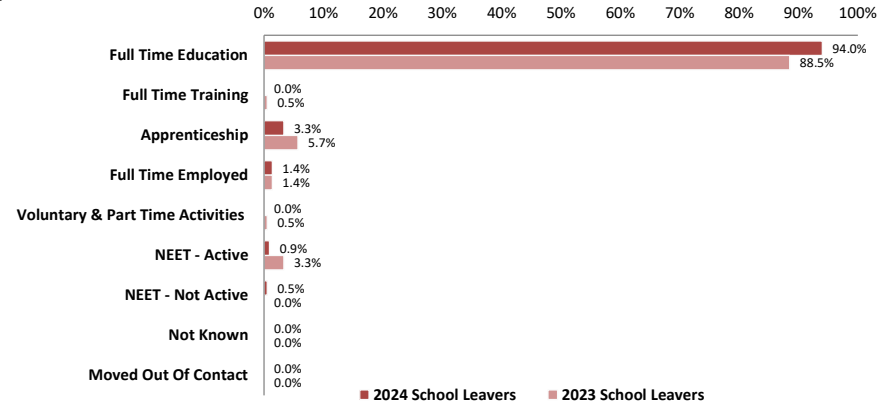


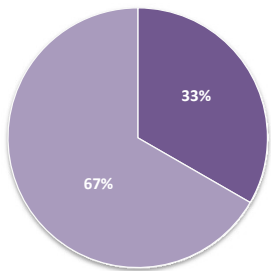
Woodhey High School Activity Survey Report 2024

Destinations	2024 School Leavers	2024%	2023 School Leavers	2023%
Full Time Education	202	↑ 94.0%	185	88.5%
Full Time Training	0	↓ 0.0%	1	0.5%
Apprenticeship	7	↓ 3.3%	12	5.7%
Full Time Employed	3	→ 1.4%	3	1.4%
Voluntary & Part Time Activities	0	↓ 0.0%	1	0.5%
NEET - Active	2	↓ 0.9%	7	3.3%
NEET - Not Active	1	↑ 0.5%	0	0.0%
Not Known	0	→ 0.0%	0	0.0%
Moved Out Of Contact	0	→ 0.0%	0	0.0%
EET	212	↑ 98.6%	202	96.7%
NEET	3	↓ 1.4%	7	3.3%
Total	215		209	

Pupil Premium Destinations	2024 Pupil Premium	2024%	2023 Pupil Premium	2023%
Full Time Education	24	↑ 88.9%	22	73.3%
Full Time Training	0	↓ 0.0%	1	3.3%
Apprenticeship	1	↑ 3.7%	1	3.3%
Full Time Employed	0	↓ 0.0%	1	3.3%
Voluntary & Part Time Activities	0	→ 0.0%	0	0.0%
NEET - Active	1	↓ 3.7%	5	16.7%
NEET - Not Active	1	↑ 3.7%	0	0.0%
Not Known	0	→ 0.0%	0	0.0%
Moved Out Of Contact	0	→ 0.0%	0	0.0%
EET	25	↑ 92.6%	25	83.3%
NEET	2	↓ 7.4%	5	16.7%
Total	27		30	

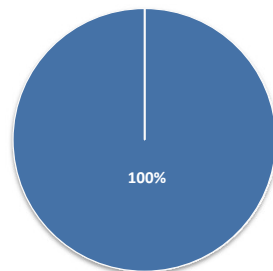


NEET by Gender



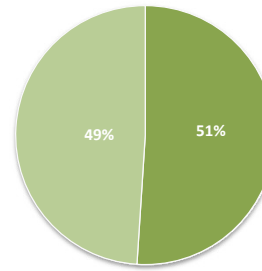
■ Male ■ Female

NEET by Ethnicity



■ White ■ Asian ■ Black ■ Mixed ■ No Information ■ Other

Qualification Split



■ A Level ■ Vocational