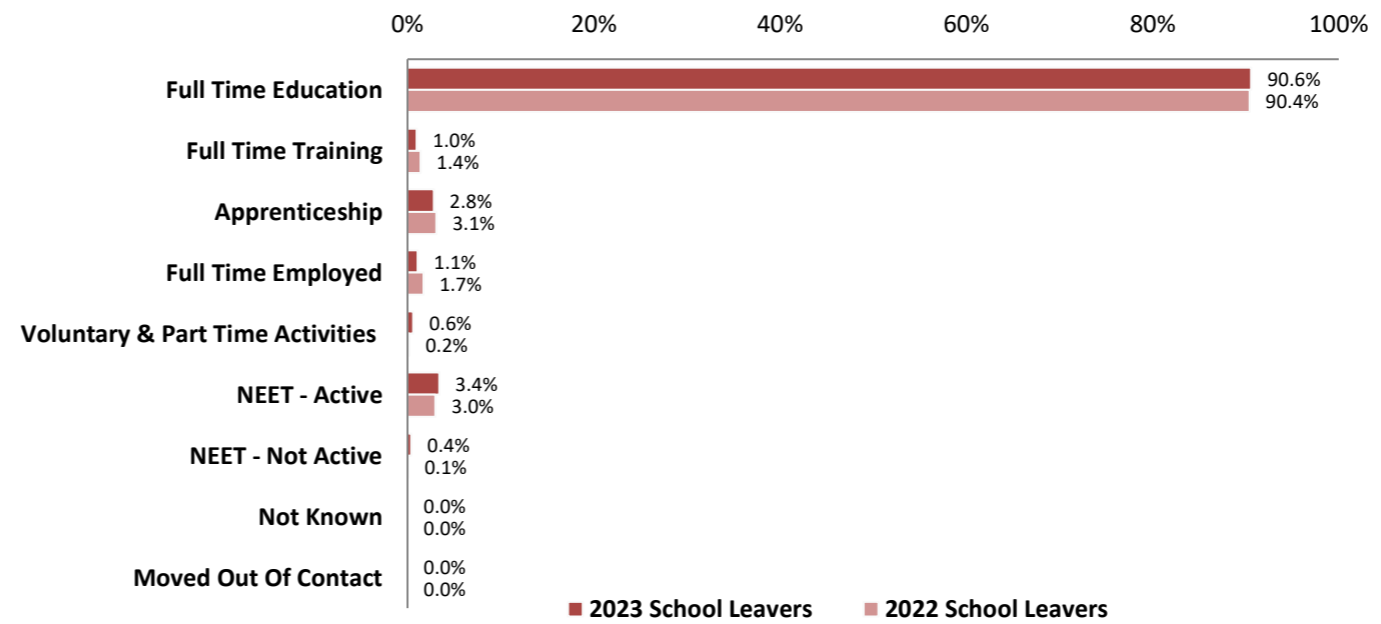
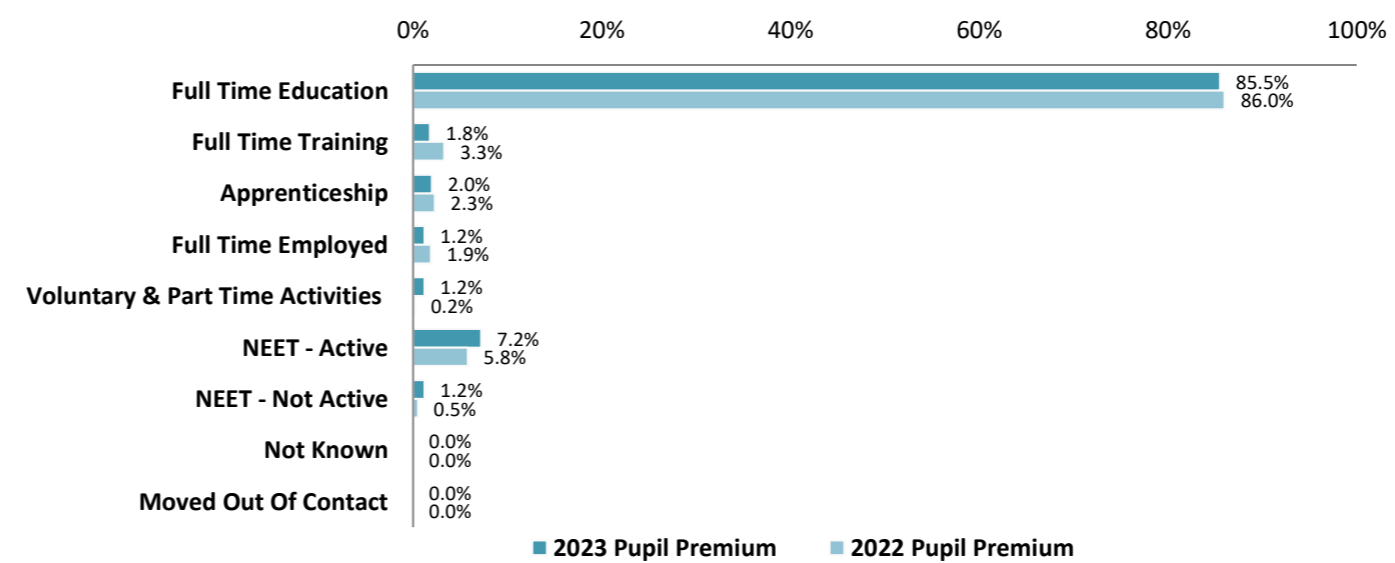


Bury Activity Survey Report 2023

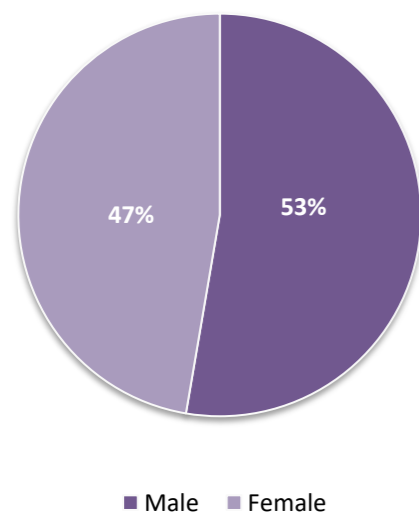
Destinations	2023 School Leavers	2023%	2022 School Leavers	2022%
Full Time Education	2164	↑ 90.6%	2094	90.4%
Full Time Training	25	↓ 1.0%	33	1.4%
Apprenticeship	67	↓ 2.8%	72	3.1%
Full Time Employed	26	↓ 1.1%	40	1.7%
Voluntary & Part Time Activities	14	↑ 0.6%	5	0.2%
NEET - Active	82	↑ 3.4%	69	3.0%
NEET - Not Active	10	↑ 0.4%	3	0.1%
Not Known	0	→ 0.0%	0	0.0%
Moved Out Of Contact	0	→ 0.0%	0	0.0%
EET	2295	↓ 96.1%	2243	96.8%
NEET	93	↑ 3.9%	73	3.2%
Total	2388		2316	



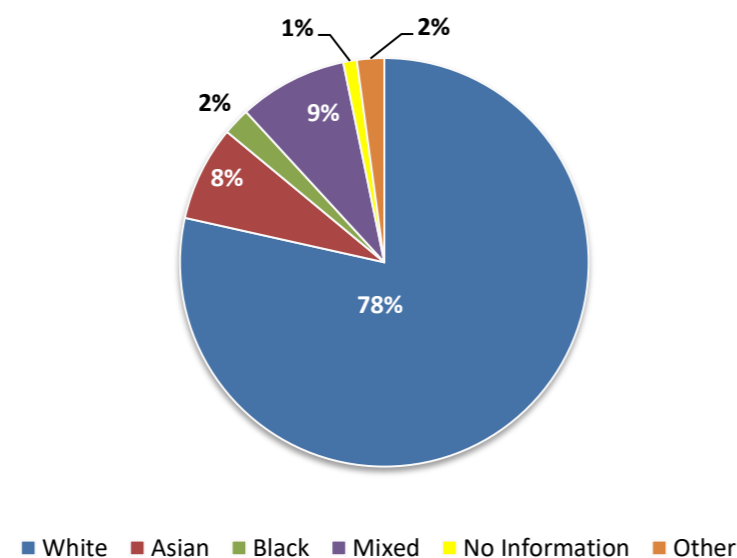
Pupil Premium Destinations	2023 Pupil Premium	2023%	2022 Pupil Premium	2022%
Full Time Education	512	↓ 85.5%	491	86.0%
Full Time Training	11	↓ 1.8%	19	3.3%
Apprenticeship	12	↓ 2.0%	13	2.3%
Full Time Employed	7	↓ 1.2%	11	1.9%
Voluntary & Part Time Activities	7	↑ 1.2%	1	0.2%
NEET - Active	43	↑ 7.2%	33	5.8%
NEET - Not Active	7	↑ 1.2%	3	0.5%
Not Known	0	→ 0.0%	0	0.0%
Moved Out Of Contact	0	→ 0.0%	0	0.0%
EET	549	↓ 91.7%	534	93.5%
NEET	50	↑ 8.3%	37	6.5%
Total	599		571	



NEET by Gender



NEET by Ethnicity



Qualification Split

