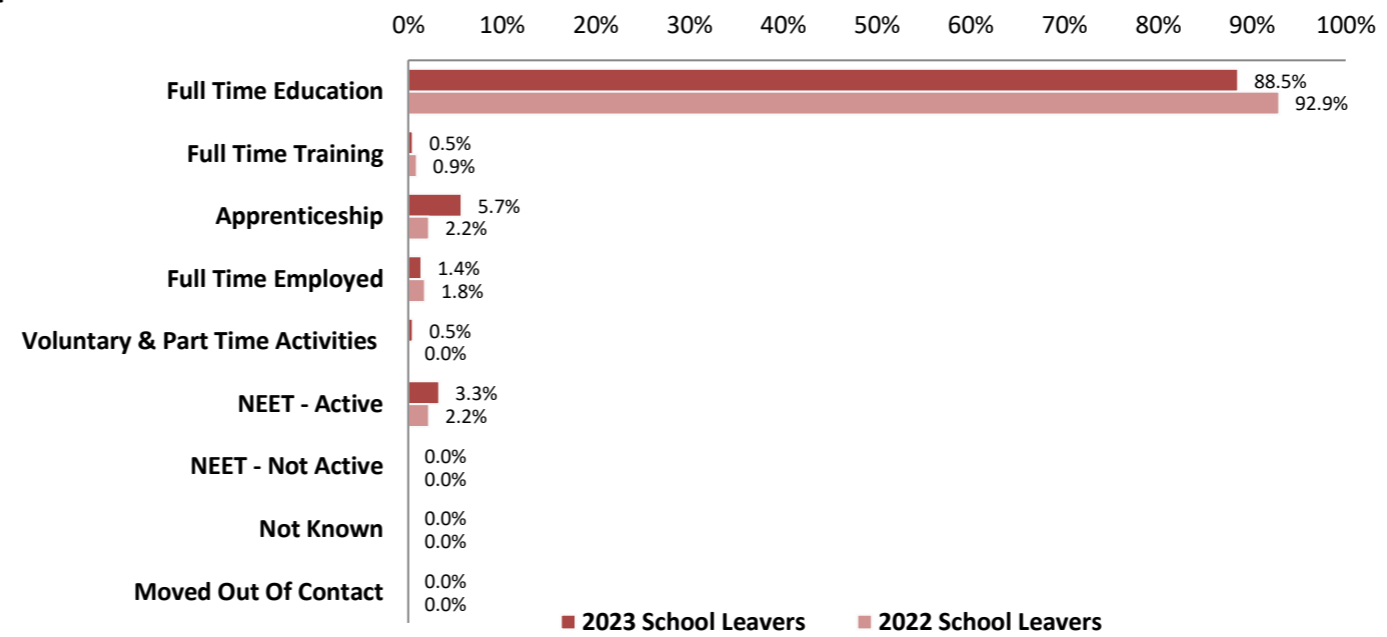
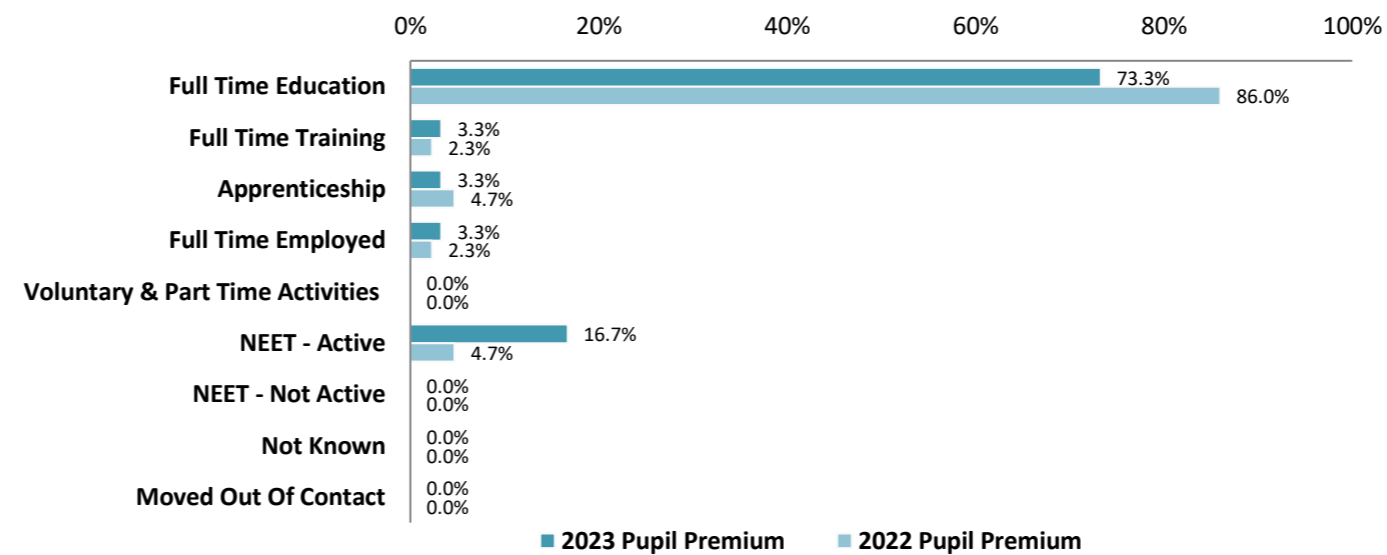


Woodhey High School Activity Survey Report 2023

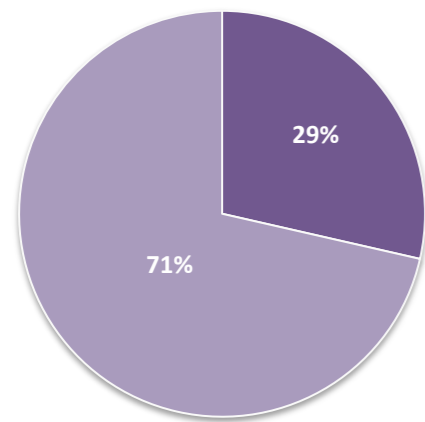
Destinations	2023 School Leavers	2023%	2022 School Leavers	2022%
Full Time Education	185	↓ 88.5%	209	92.9%
Full Time Training	1	↓ 0.5%	2	0.9%
Apprenticeship	12	↑ 5.7%	5	2.2%
Full Time Employed	3	↓ 1.4%	4	1.8%
Voluntary & Part Time Activities	1	↑ 0.5%	0	0.0%
NEET - Active	7	↑ 3.3%	5	2.2%
NEET - Not Active	0	→ 0.0%	0	0.0%
Not Known	0	→ 0.0%	0	0.0%
Moved Out Of Contact	0	→ 0.0%	0	0.0%
EET	202	↓ 96.7%	220	97.8%
NEET	7	↑ 3.3%	5	2.2%
Total	209		225	



Pupil Premium Destinations	2023 Pupil Premium	2023%	2022 Pupil Premium	2022%
Full Time Education	22	↓ 73.3%	37	86.0%
Full Time Training	1	↑ 3.3%	1	2.3%
Apprenticeship	1	↓ 3.3%	2	4.7%
Full Time Employed	1	↑ 3.3%	1	2.3%
Voluntary & Part Time Activities	0	→ 0.0%	0	0.0%
NEET - Active	5	↑ 16.7%	2	4.7%
NEET - Not Active	0	→ 0.0%	0	0.0%
Not Known	0	→ 0.0%	0	0.0%
Moved Out Of Contact	0	→ 0.0%	0	0.0%
EET	25	↓ 83.3%	41	95.3%
NEET	5	↑ 16.7%	2	4.7%
Total	30		43	

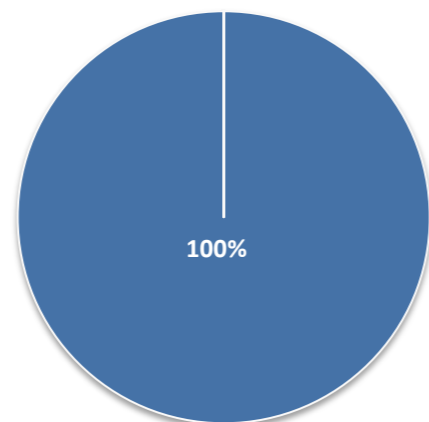


NEET by Gender



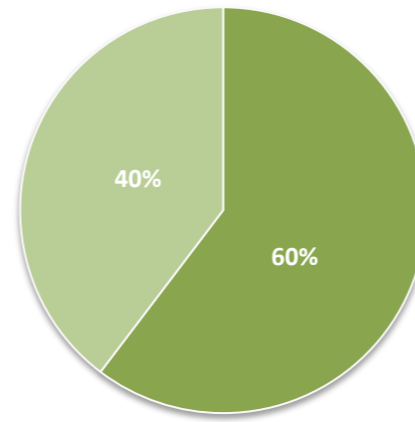
■ Male ■ Female

NEET by Ethnicity



■ White ■ Asian ■ Black ■ Mixed ■ No Information ■ Other

Qualification Split



■ A Level ■ Vocational