




## Autumn Term - 2<sup>nd</sup> half

### Year 4 Homework Grid

Please choose and complete one activity each week from this grid. This should be completed and handed in **every THURSDAY**. Remember, presentation is very important. This is an extension of your school work, so school expectations must be maintained. **Do not write with biro, coloured pencils or pens.**

<p style="text-align: center;"><b>Alliterative sentences</b></p> <p>Can you write 5 interesting alliterative sentences. For example Small, sharp scratches scraped at her side.  Carrie's cat clawed her couch, creating chaos.</p>	<p>Design a Firework Safety or a Road Safety poster. How can you get your important message across in an eye-catching manner.</p>	<p>Complete the cross number puzzle by adding any missing numbers and signs and devise one of your own.</p> <table border="1" style="margin-left: auto; margin-right: auto; border-collapse: collapse; text-align: center;"> <tbody> <tr> <td style="width: 20px; height: 20px;"></td> <td style="width: 20px; height: 20px;">x</td> <td style="width: 20px; height: 20px;">4</td> <td style="width: 20px; height: 20px;">=</td> <td style="width: 20px; height: 20px;">32</td> </tr> <tr> <td style="width: 20px; height: 20px;">x</td> <td style="width: 20px; height: 20px; background-color: red;"></td> <td style="width: 20px; height: 20px;"></td> <td style="width: 20px; height: 20px; background-color: red;"></td> <td style="width: 20px; height: 20px;"></td> </tr> <tr> <td style="width: 20px; height: 20px;"></td> <td style="width: 20px; height: 20px;">x</td> <td style="width: 20px; height: 20px;"></td> <td style="width: 20px; height: 20px;">=</td> <td style="width: 20px; height: 20px;">8</td> </tr> <tr> <td style="width: 20px; height: 20px;">=</td> <td style="width: 20px; height: 20px; background-color: red;"></td> <td style="width: 20px; height: 20px;">=</td> <td style="width: 20px; height: 20px; background-color: red;"></td> <td style="width: 20px; height: 20px;">=</td> </tr> <tr> <td style="width: 20px; height: 20px;">16</td> <td style="width: 20px; height: 20px;">+</td> <td style="width: 20px; height: 20px;">8</td> <td style="width: 20px; height: 20px;">=</td> <td style="width: 20px; height: 20px;"></td> </tr> </tbody> </table>		x	4	=	32	x						x		=	8	=		=		=	16	+	8	=	
	x	4	=	32																							
x																											
	x		=	8																							
=		=		=																							
16	+	8	=																								
<p style="text-align: center; color: red;"><b>Draw or make a small Viking longship?</b></p> <div style="text-align: center;">  </div>	<p>Research Viking Gods. Choose two and make Top Trump cards to compare their strength, weapons and powers.</p> <div style="text-align: center;">  </div>	<p style="text-align: center;"><u>Setting Description</u></p> <p>Using the skills you have been taught, write a description of an imaginary setting. How many different sentence types can you include?</p> <div style="text-align: center;">  </div>																									
<p>Research and produce a small fact file on the Vikings containing the most interesting facts you can find.</p>	<p>Design a postcard showing a picture of somewhere you have visited as a family. On the reverse write a short message to the class describing what fun you had on the day.</p>	<p>Practice your 6 and 7 multiplication tables. You must achieve rapid recall of the facts and the associated divisions. Ask your teacher to test you in maths lessons.</p>																									