

A wooden frame with a yellow paper insert. The word "English" is written in a large, bold, black font on the paper. The frame is made of dark wood with a visible grain. The paper has a torn, deckled edge. There are four silver-colored screws or rivets, one in each corner of the frame, securing the paper.

English



PRESTON PREPOSITION

UNDER
THROUGH
TO
ONTO
INTO
IN
OVER
BETWEEN
OUT
WITH

MISSION
PREP-SITION



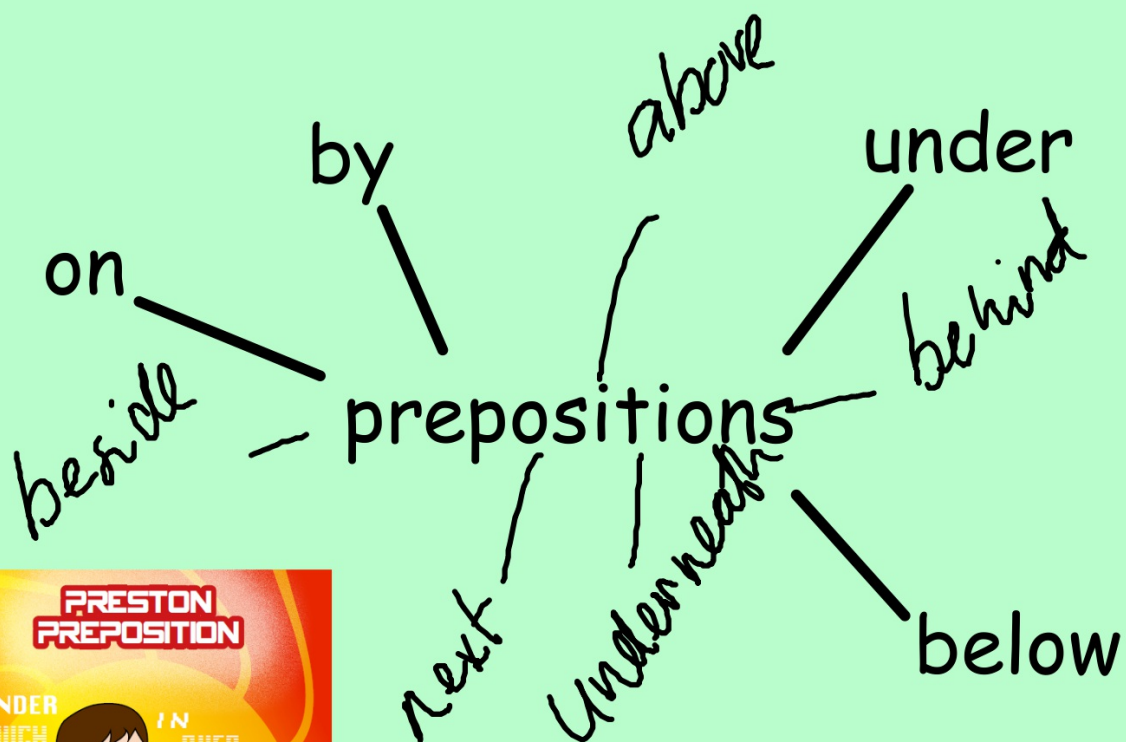
A preposition is a word that links nouns. It usually sits before a noun to show its relationship with another word in the sentence.



For example:

The lion jumped **over** the rock.

She swam **across** the pool.



Now it's your turn. Create a sentence using each of the prepositions below?

inside

with

through

on

under



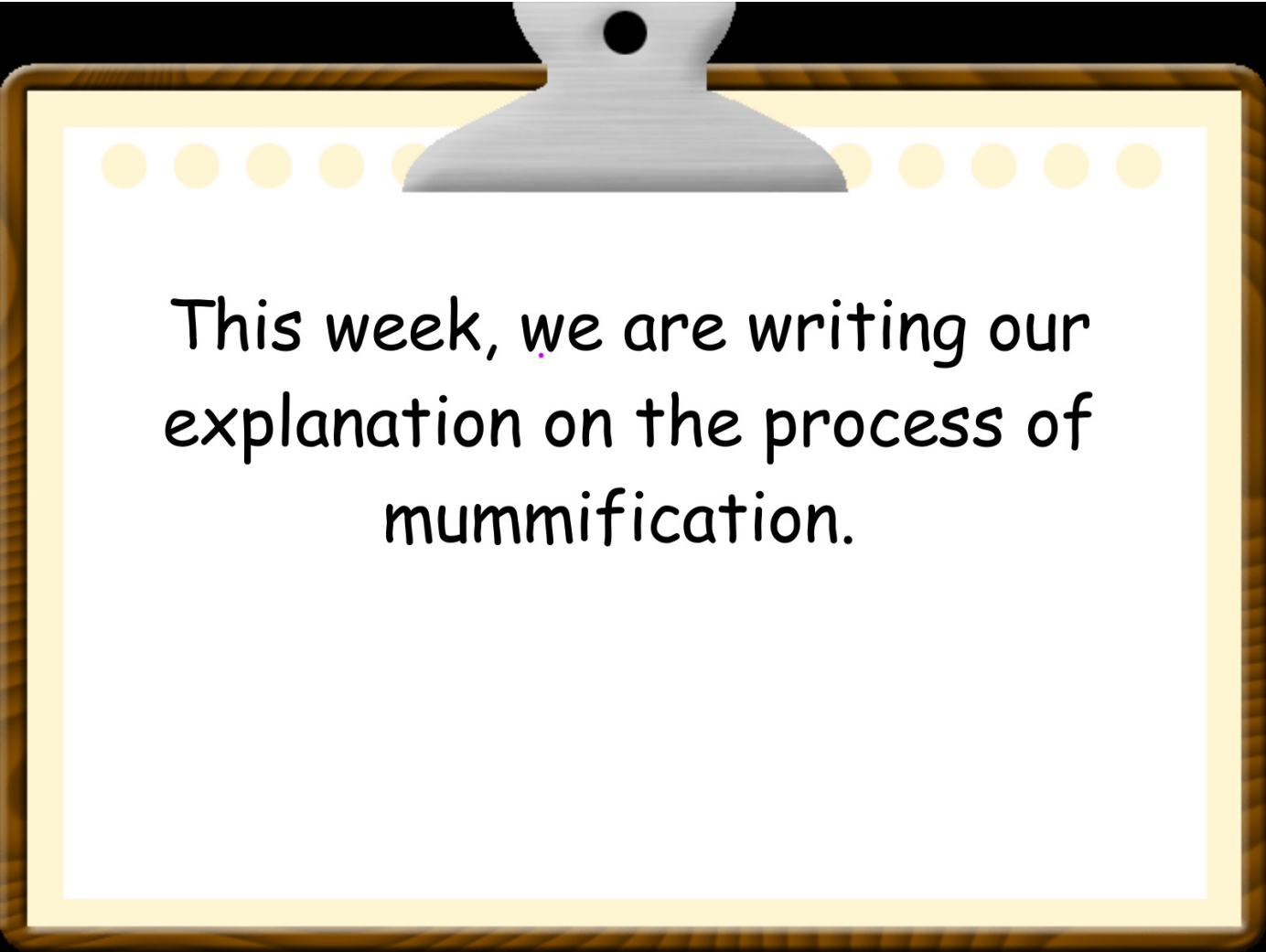
English

Learning objective:

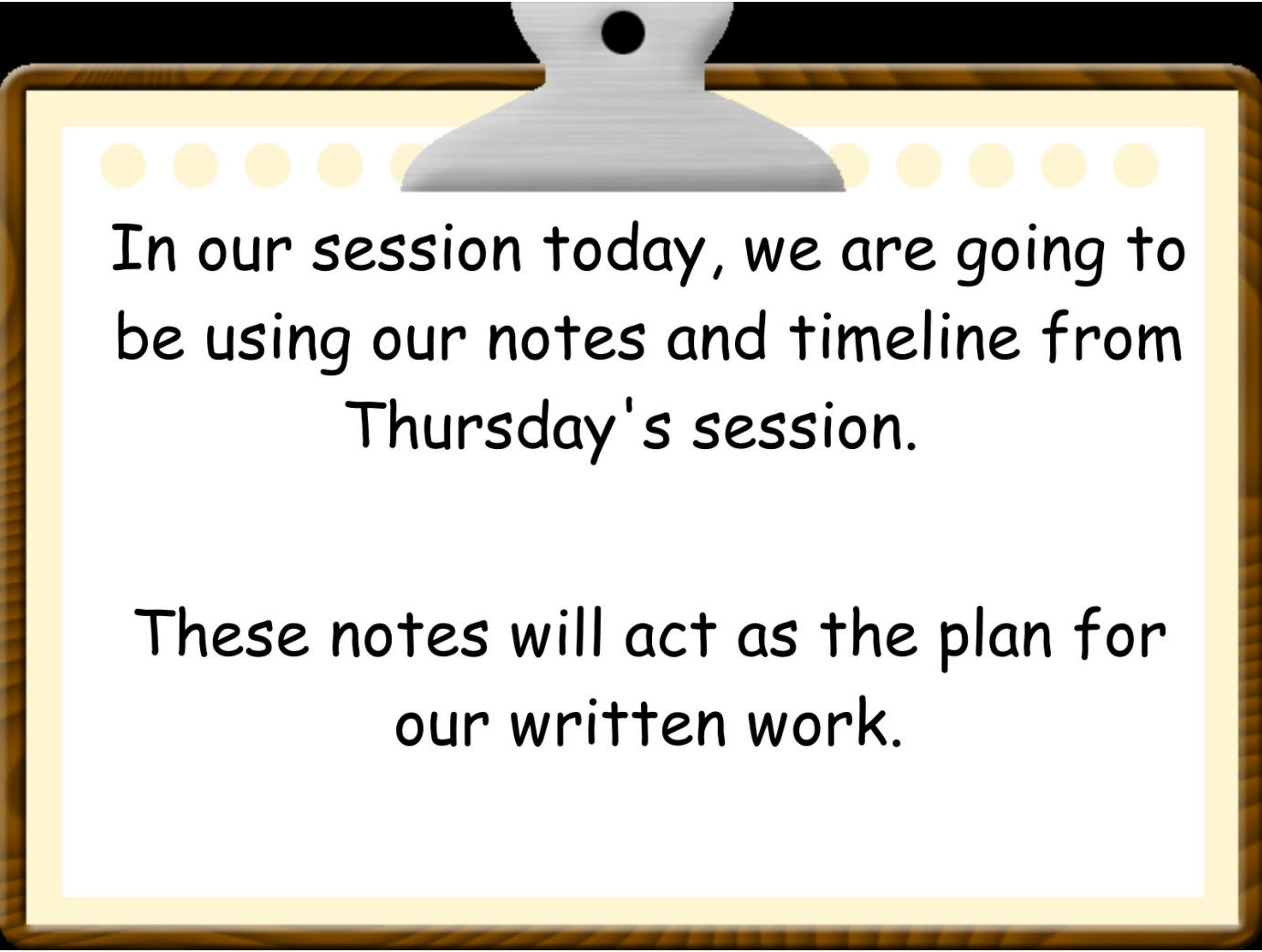
*to use modelled writing in order to understand and learn from its structure, vocabulary and grammar.

Writing outcome for today:

*to write an opening paragraph to an explanation text, using appropriate conjunctions.

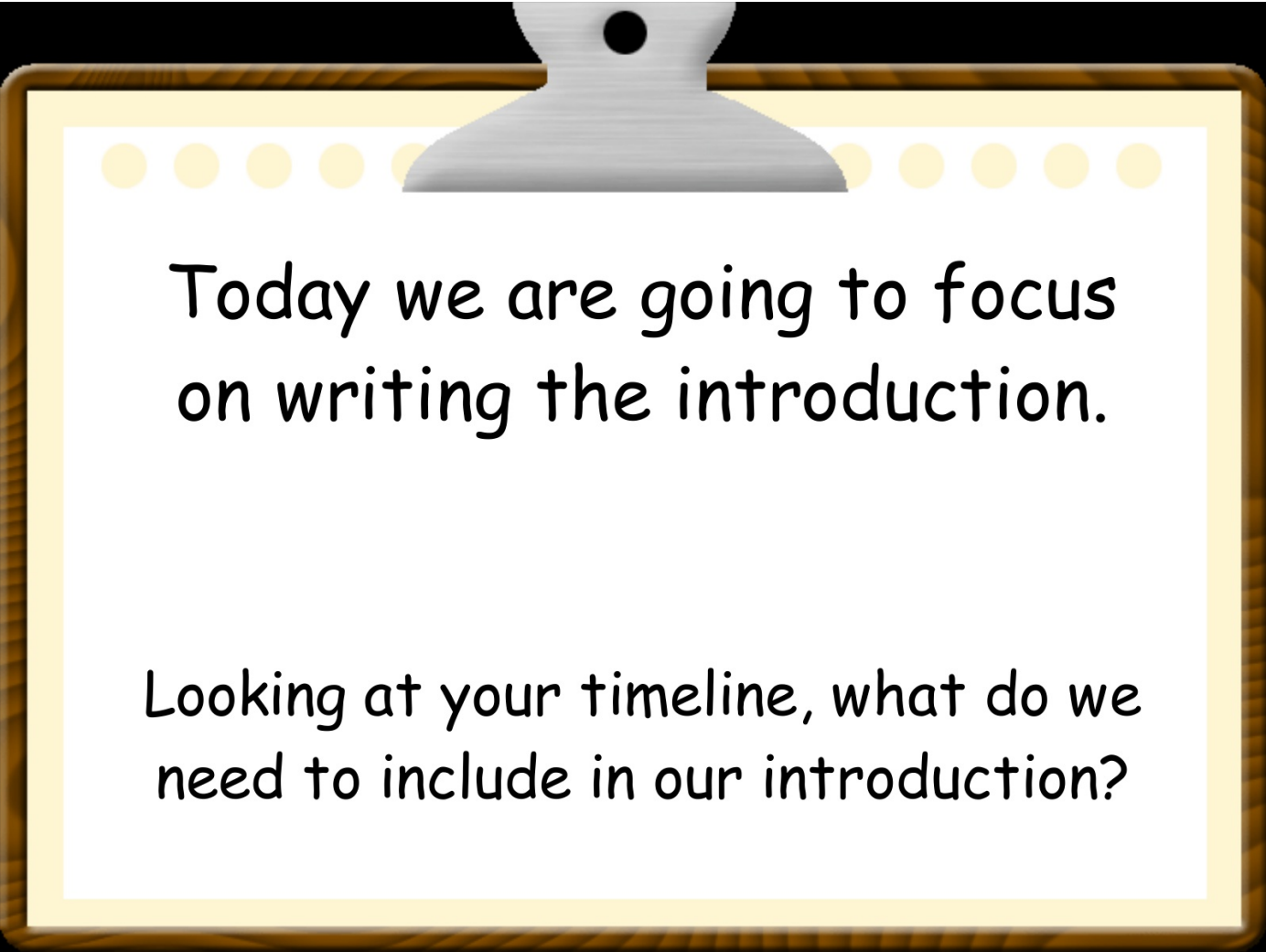


This week, we are writing our
explanation on the process of
mummification.



In our session today, we are going to
be using our notes and timeline from
Thursday's session.

These notes will act as the plan for
our written work.



Today we are going to focus
on writing the introduction.

Looking at your timeline, what do we
need to include in our introduction?

Why?, Who?, What?

Mummification is carried out to preserve the body. It will stop the dead body from decaying. ^{Only} Rich and important members of society were mummified. Normal people did not have enough money. People believed that your soul would live

forever in the afterlife.

Look at your RUBRIC. Focus on the section:

	<u>Developing</u>	<u>Secure</u>	<u>Exceeding</u>
<u>Structure</u>	*Title has to do with the topic but doesn't give very much information. e.g. <u>Snails</u>	*Title gives information about what the explanation will tell you e. g. <u>Snail feeding.</u>	*Title is posed as a question, which acts as the basis for the explanation. e. g. <u>How do snails eat?</u>
	*Has a few simple sentences to give some idea as to what the topic for the explanation is.	*Has an introduction that makes it clear what the topic of the explanation is.	*Has an introduction which make good use of topic specific vocabulary and clearly identifies the topic of the explanation that follows.

Do you need to improve your introduction?

Share your introduction with the person next to you.
Again, looking at this section of the RUBRIC, ask them
to comment on how you did.

How did the Ancient Egyptians Mummify their Dead?

In Ancient Egyptian times, people carried out a process known as mummification. This was where a dead body was preserved

to prevent it from decomposing. Ancient Egyptians carried out this process because they believed when a person died, their soul would leave their body, but reunite with it again after burial. They would ^{need} to be able

recognise their body when their
^{spirit}~~soul~~ returned.

Mummification (also known as embalming) was only carried out on wealthy people who could afford to pay for this time consuming process.