

English

Learning objective:

*to use information from texts read, to create a timeline for the process of mummification.

Learning outcome for today:

Must know that a process occurs in chronological order.

Should/could understand that a process occurs in a chronological order and choose appropriate conjunctions to show this.

.

Features of Explanation Writing

It has a **title** to tell you what the writing is about.

There a general **introductory paragraph**.

It is written in a series of logical steps, which continue until the explanation is complete.

It uses **time conjunctions** to show an order to the process being explained.
e.g. then, next, after a while, etc.

It has **causal conjunctions** to explain why something happens and give more detail.
e.g. because, so, this causes, this results in, therefore... etc.

There might be **diagrams** or **illustrations** to help with the explanation.

What are
the features
of an
explanatio
text?

Writing Explanations (Year 3)

	<u>Developing</u>	<u>Secure</u>	<u>Exceeding</u>
<u>Structure</u>	*Title has to do with the topic but doesn't give very much information. e.g. <i>Snails</i>	*Title gives information about what the explanation will tell you e.g. <i>Snail feeding</i> .	*Title is posed as a question, which acts as the basis for the explanation. e.g. <i>How do snails eat?</i>
	*Has a few simple sentences to give some idea as to what the topic for the explanation is.	*Has an introduction that makes it clear what the topic of the explanation is.	*Has an introduction which make good use of topic specific vocabulary and clearly identifies the topic of the explanation that follows.
	*Explanation of events in order, but not organised into paragraphs.	*The events of the process are correctly ordered and has some use of paragraphing. However, there may be more than one event covered in a paragraph.	*The events of the process are correctly ordered and organised into paragraphs. *There is one main event per paragraph.
<u>Punctuation</u>	*I have used capital letters for the start of sentences. *I have used correct end of sentence punctuation. (. ? !) *Where there are words with letters missing, I have used the apostrophe correctly. (He's, can't, wasn't)	*I have used capital letters accurately and varied the end of sentence punctuation. (. ? !). *I have used the apostrophe correctly for where letters are missing. (be's, can't, wasn't) and to show singular possession.	*I have used capital letters and end of sentence punctuation accurately throughout my work. *I have used the apostrophe correctly to show possession, both singular and plural. (Tom's house, the Pharaohs' tombs)
<u>Vocabulary</u>	*I have used a few time conjunctions in my writing. e.g. next, then, finally	*I have used some time conjunctions to show order, and some causal conjunctions. e.g. next, then, finally, because, this results in. *I have repeated some of my conjunctions.	*I have used time conjunctions to show a clear order and causal conjunctions to give more detail to my writing. *I have varied my choice of these conjunctions.
	*I have not used special words that relate to my topic.	*I have used some special words that relate to my topic, but some are missing.	*I have used special words that relate to my topic throughout my writing.
<u>Handwriting and presentation</u>	*My writing is clear for others to read. *I have used correct spacing between my words.	*My handwriting is sometimes joined and can be easily read by others. *The joins we have been taught are formed accurately.	*My handwriting is neat and joined, throughout the whole piece of work. *All letters are correctly sized, in proportion to each other, with clear ascenders and descenders.

	<u>Developing</u>	<u>Secure</u>	<u>Exceeding</u>
<u>Structure</u>	*Title has to do with the topic but doesn't give very much information. e.g. <u>Snails</u>	*Title gives information about what the explanation will tell you e. g. <u>Snail feeding</u> .	*Title is posed as a question, which acts as the basis for the explanation. e. g. <u>How do snails eat?</u>
	*Has a few simple sentences to give some idea as to what the topic for the explanation is.	*Has an introduction that makes it clear what the topic of the explanation is.	*Has an introduction which make good use of topic specific vocabulary and clearly identifies the topic of the explanation that follows.
	*Explanation of events in order, but not organised into paragraphs.	*The events of the process are correctly ordered and has some use of paragraphing. However, there may be more than one event covered in a paragraph.	*The events of the process are correctly ordered and organised into paragraphs. *There is one main event per paragraph.

Punctuation	<p>*I have used capital letters for the start of sentences.</p> <p>*I have used correct end of sentence punctuation. (. ? !)</p> <p>*Where there are words with letters missing, I have used the apostrophe correctly. (He's, can't, wasn't)</p>	<p>*I have used capital letters accurately and varied the end of sentence punctuation. (. ? !).</p> <p>* I have used the apostrophe correctly for where letters are missing. (<u>he's</u>, can't, wasn't) and to show singular possession.</p>	<p>*I have used capital letters and end of sentence punctuation accurately throughout my work.</p> <p>* I have used the apostrophe correctly to show possession, both singular and plural. (<i>Tom's house, the Pharaohs' tombs</i>)</p>
-------------	--	--	--

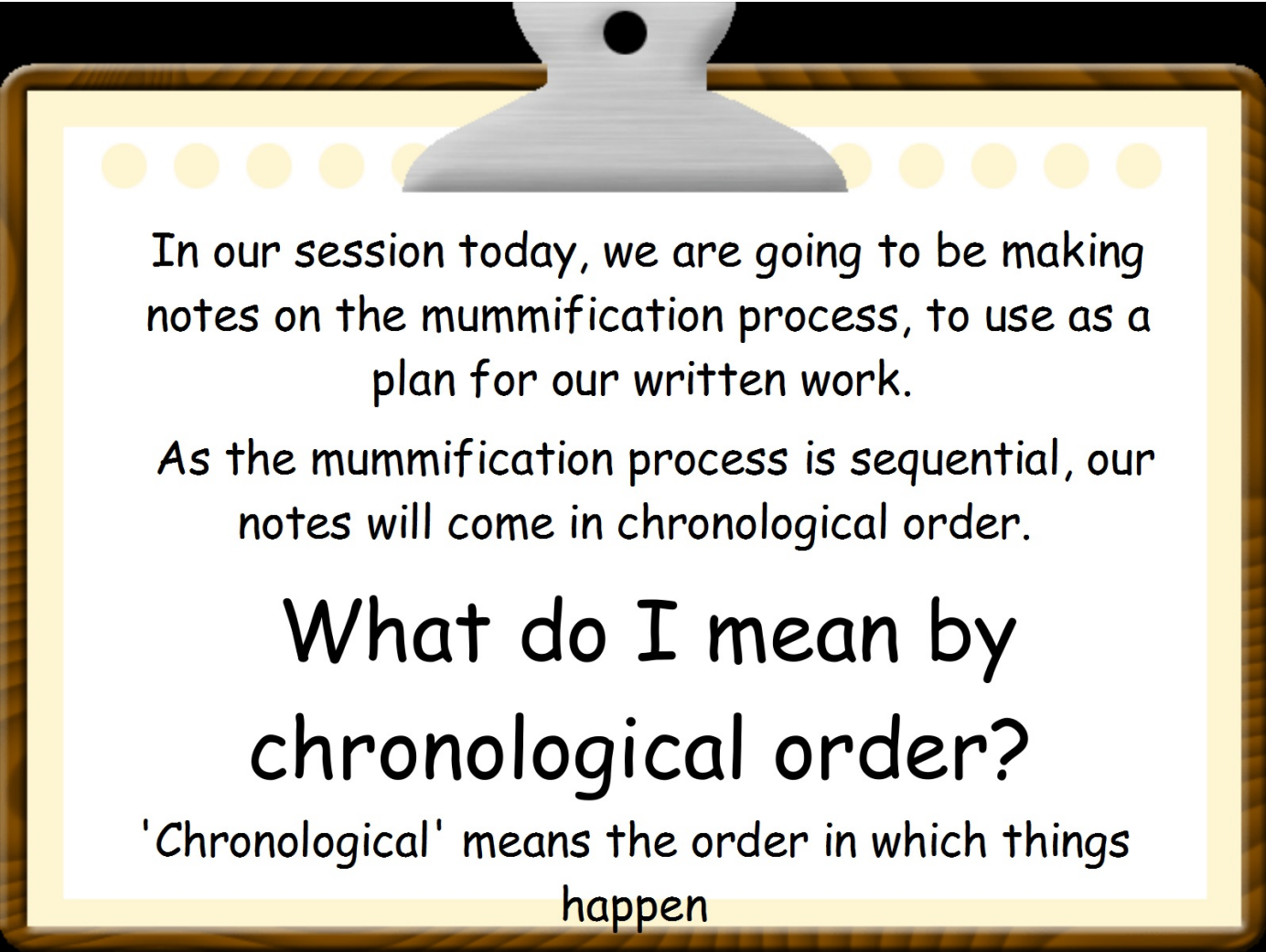
Vocabulary	<p>*I have used a few time conjunctions in my writing. <u>e.g</u> next, then, finally</p>	<p>*I have used some time conjunctions to show order, and some causal conjunctions. <u>e.g</u> next, then, finally, because, this results in. *I have repeated some of my conjunctions.</p>	<p>*I have used time conjunctions to show a clear order and causal conjunctions to give more detail to my writing. *I have varied my choice of these conjunctions.</p>
	<p>*I have not used special words that relate to my topic.</p>	<p>* I have used some special words that relate to my topic, but some are missing.</p>	<p>*I have used special words that relate to my topic throughout my writing.</p>

Handwriting and presentation	<ul style="list-style-type: none"> *My writing is clear for others to read. *I have used correct spacing between my words. 	<ul style="list-style-type: none"> *My handwriting is sometimes joined and can be easily read by others. *The joins we have been taught are formed accurately. 	<ul style="list-style-type: none"> *My handwriting is neat and joined, throughout the whole piece of work. *All letters are correctly sized, in proportion to each other, with clear ascenders and descenders.
------------------------------------	--	--	--



This week we are writing our
explanations.

Remember, our explanation
writing is going to be all about
the mummification process.



In our session today, we are going to be making notes on the mummification process, to use as a plan for our written work.

As the mummification process is sequential, our notes will come in chronological order.

What do I mean by chronological order?

'Chronological' means the order in which things happen

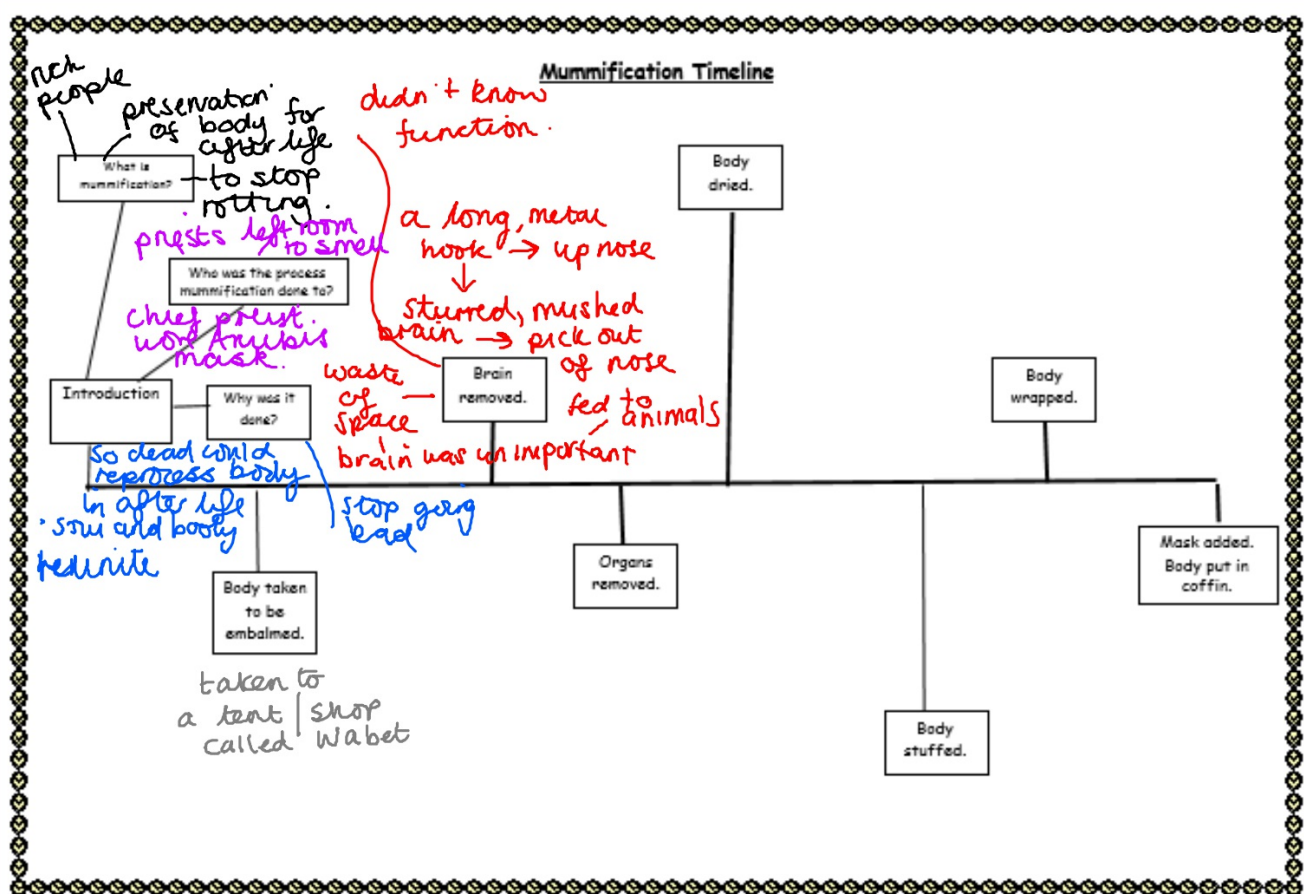
Task

Read the texts and complete the
timeline for the mummification
process.

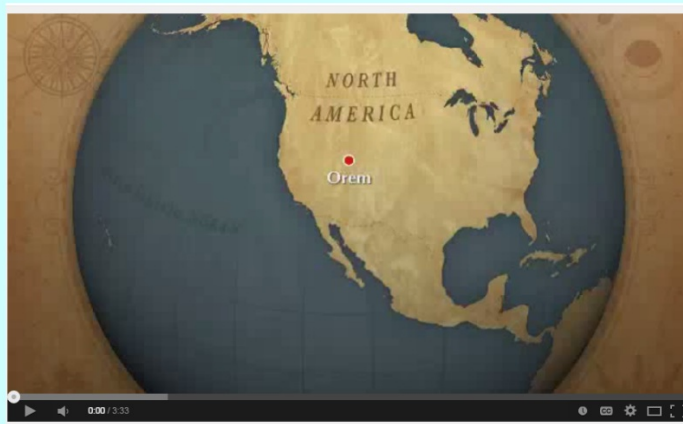
This will be a plan for your writing.

The next slide gives an example of a
timeline that has been started for
you.

An example timeline that I have started for you...



Look at texts scanned in.



Accessibility Options | About us | Site Map

my learning

Home Subjects Age Groups Contributing Organisations

Free learning resources from arts, cultural and heritage organisations

Enter a keyword

All Images

A Step by Step guide to Egyptian Mummification

PREV PAGE NEXT PAGE

[enlarge image](#)

[enlarge image](#)

[enlarge image](#)

Mummification Step by Step

Ancient Egyptians believed in an afterlife when someone died. Mummification helped someone reach the afterlife as they thought that, in order to have an

Learning objective:

*to use information from texts read, to create a writing timeline for the process of mummification.

Learning outcome for today:

Must know that a process occurs in chronological order.

Should/could understand that a process occurs in a chronological order and choose appropriate conjunctions to show this.

