

Wednesday 13<sup>th</sup> January

Looking at Language

Learning objective:

Today I am learning to investigate language used for a particular purpose

Success Criteria:

I know I will be successful if -

I can make links to my research into plastic

I can identify key words used

I can find key information discussed in videos

I can consider the speaking style used.

Let's read a little more of our book...


Day after day, Isatou watches neighbors tote their things in bright blue or black plastic bags. Children slurp water and *wanjo* from tiny holes poked in clear bags. Market trays fill with *minties* wrapped in rainbows of plastic.

The colors are beautiful, she thinks. She swings her bag high. The handle breaks.

One paper escapes.

Then two.

Then ten.





Isatou shakes sand off her papers. Another plastic bag floats by, and she tucks her things inside.

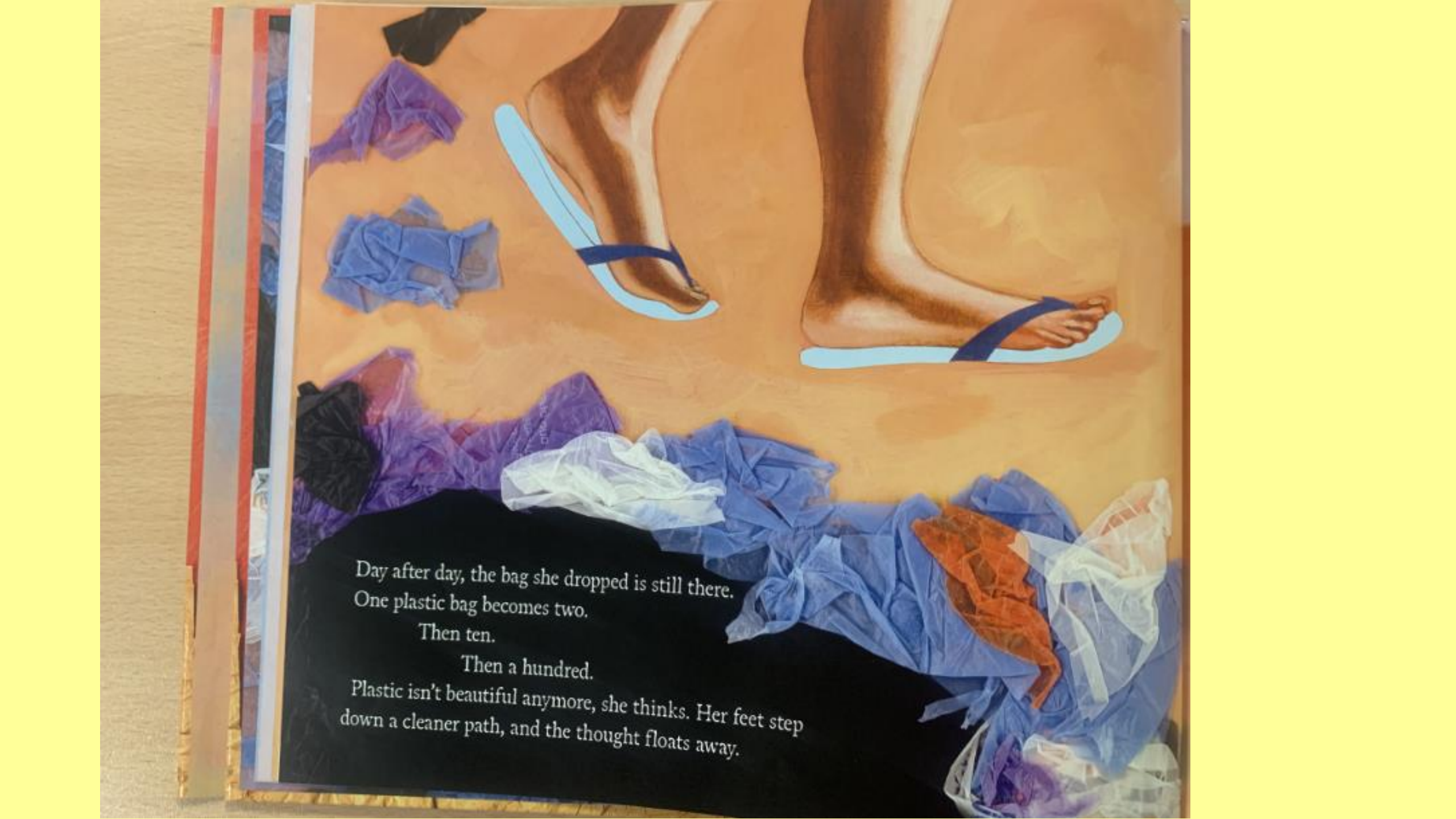
The torn bag is useless now. She drops it to the dirt, as everyone does. There's nowhere else to put it.



Think about what Isatou has just done.

What is likely to happen?

Think back to your research into plastic last lesson. Why might this be problematic?



Day after day, the bag she dropped is still there.  
One plastic bag becomes two.

Then ten.

Then a hundred.

Plastic isn't beautiful anymore, she thinks. Her feet step  
down a cleaner path, and the thought floats away.

Years pass and Isatou grows into a woman. She barely notices the ugliness growing around her . . . until the ugliness finds its way to her.



What do you think this means?






Isatou hears a goat crying and hurries toward Grandmother's house. Why is it tied up? Where are the other goats?

Inside, the butcher is speaking in a low voice.

“Many goats have been eating these,” he says. “The bags twist around their insides, and the animals cannot survive. Now three of your goats and so many other goats in the village have died!”

Grandmother Mbombeh's powerful shoulders sag. Isatou must be strong and do something. But what?





# Task

\*Watch the following video links:

1. How much plastic is in the ocean?

<https://www.youtube.com/watch?v=YFZS3Vh4IfI>

2. How we can keep plastics out of our ocean – National Geographic

<https://www.youtube.com/watch?v=HQTUWK7CM-Y>

3. What really happens to plastic you throw away – Emma Bryce

[https://www.youtube.com/watch?v=\\_6xINyWPpB8](https://www.youtube.com/watch?v=_6xINyWPpB8)

4. Plastic Ocean

[https://www.youtube.com/watch?v=ju\\_2NuK5O-E](https://www.youtube.com/watch?v=ju_2NuK5O-E)

Now we need to reflect on the language choices and ways in which the script and narration style captures and sustains the audience's attention and is effectively informative.

Using the worksheet, for each video you have watched, make some notes on what you could hear in the sections below.

What key words were used?

What was the key information that you were told?


What speaking style was used in each video?



Key Words



Information



Speaking Style