

Scams and password security

How to spot fake emails and scams

Keeping your password safe and
complex

Critical thinking

- Using our critical thinking we can spot scams.
- 94% of malware was delivered via email

-

[Verizon Data Breach Investigations Report \(DBIR\) 2019](#)

- 71.4% of targeted attacks involved the use of spear-phishing emails -

[Symantec Internet](#)

[Security Threat Report 2018](#)

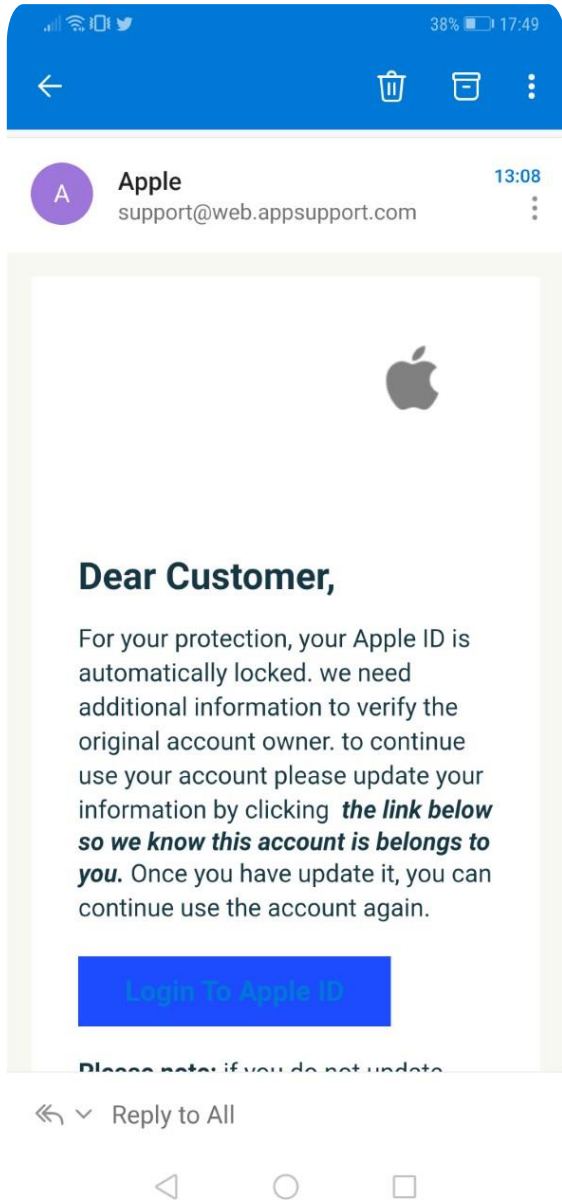


Phishing

- When someone is fishing, they will not target one specific fish in the pond. They will use bate and put it out there for all the fish and see which ones bite.

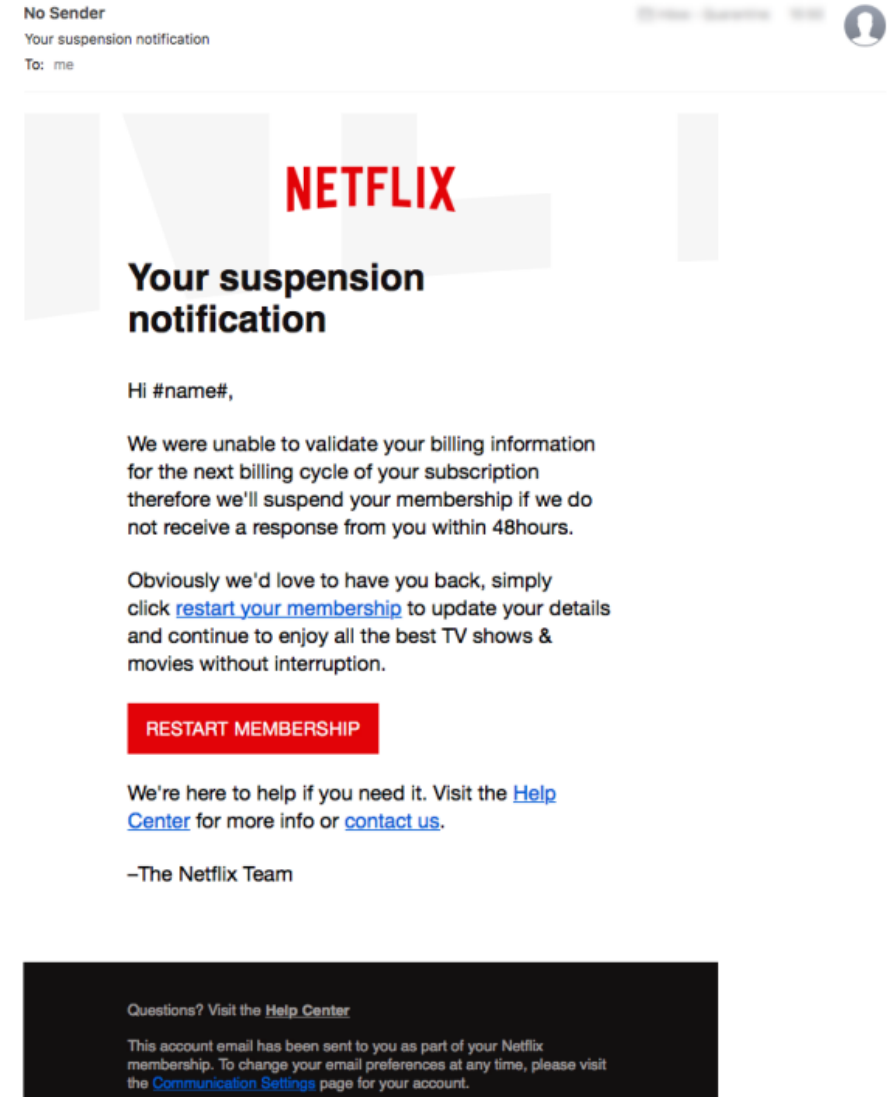


- A Phishing scam is the same. Scammers will send bate emails to many people and wait to see who will fall for the bate.



Don't Panic!

- Normally a scam email will try to panic you by telling you something is wrong and you need to act now!
- IT IS REALLY IMPORTANT NOT TO CLICK OR TAP ANY BOX OR LINK IN ANY SUSPICIOUS EMAIL



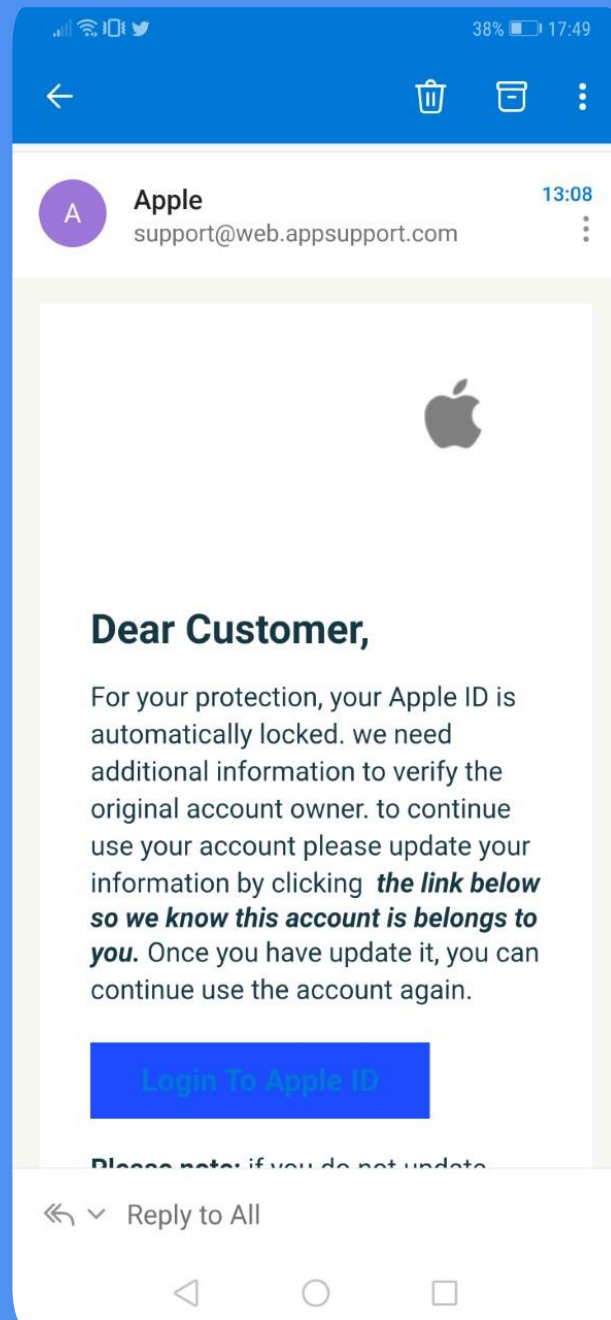


Typical Phishing Emails

- There is a problem with your account...
- You have won a prize...
- You need to update your information...
- You have a new voicemail.
- New purchases on your account that you don't recognise
- **You must act quickly or your account will be deleted**

There will be a **button or box** or link that they want you to click on to fix the problem.



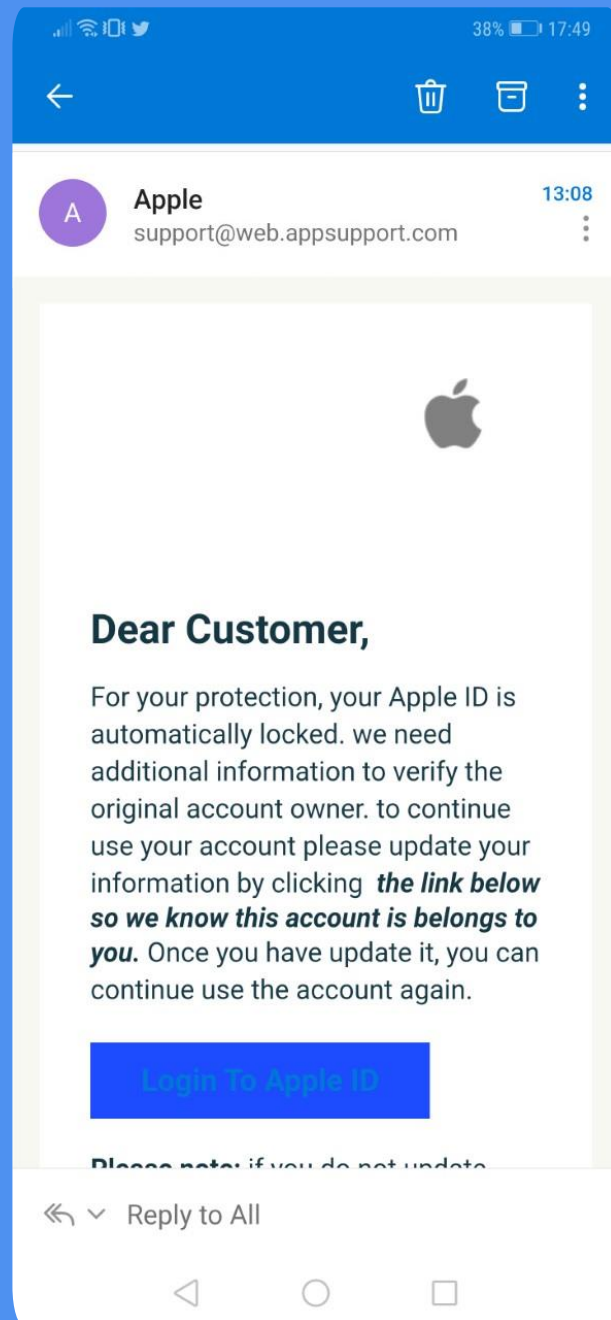


Clues to spot an Email scam

This is an email that was sent to one of our teachers.

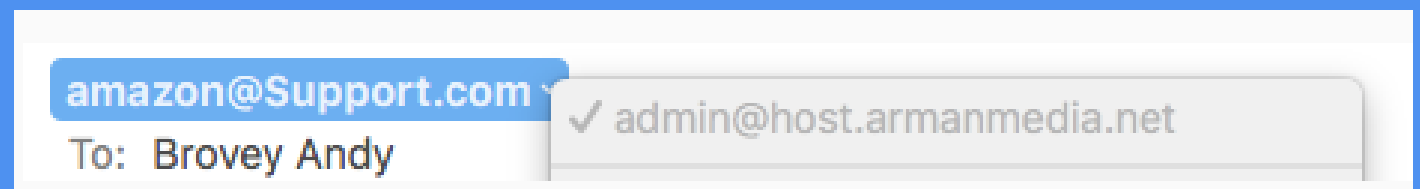
Let's investigate to see if this email is real or fake.

IT IS REALLY IMPORTANT NOT TO CLICK OR TAP ANY BOX OR LINK IN ANY SUSPICIOUS EMAIL



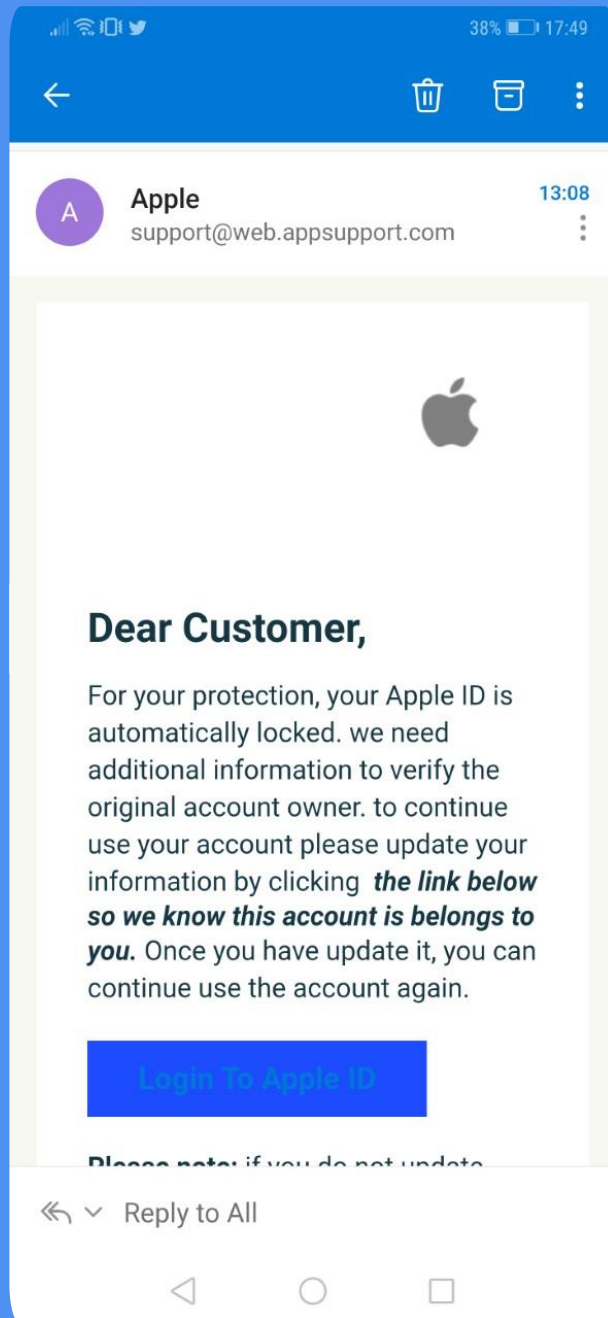
Sender?

- The first then we can check is, who sent me this email.
- The email name says its from Apple but the email address does not say apple at all.
- Scam emails will try to hide the email as it gives away that it is not genuine.



In the picture above, the scammer has changed the email **name** to a genuine email, but the **actual email** is not genuine.

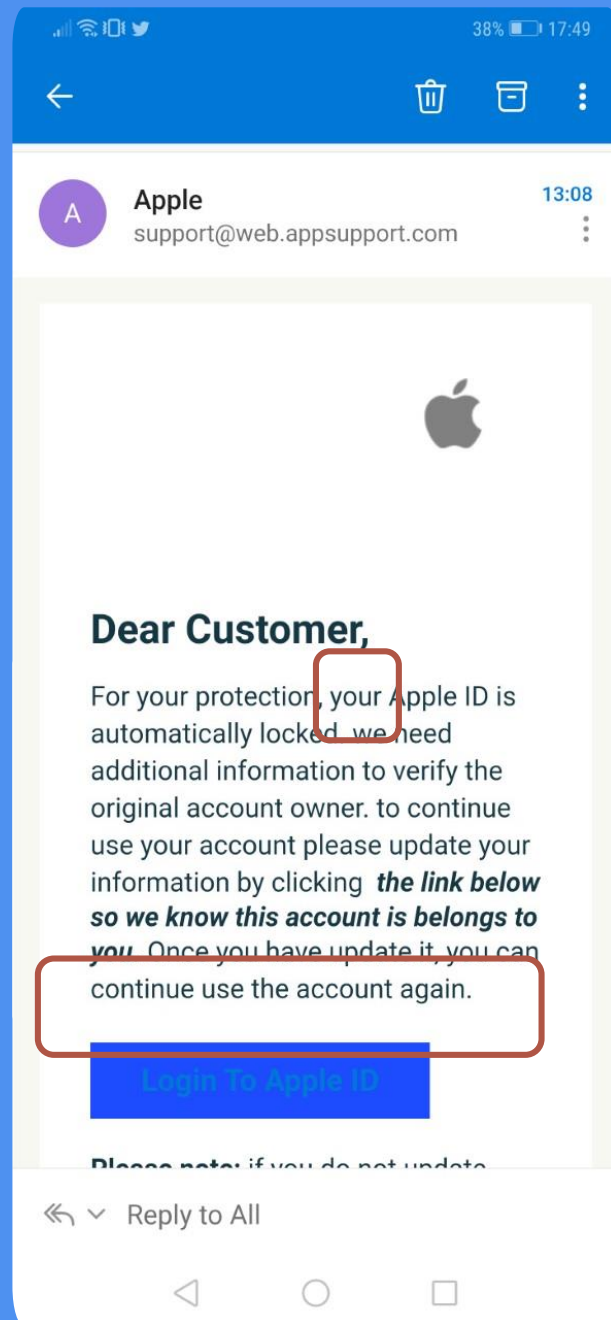
IT IS REALLY IMPORTANT NOT TO CLICK OR TAP ANY BOX OR LINK IN ANY SUSPICIOUS EMAIL



My Name?

- Watch out for emails that don't use your actual name or user name.
- Scam emails normally don't use your real name or username, whereas real company emails do.
- Scam emails mainly use bland greetings such as "Customer" "Consumer"

IT IS REALLY IMPORTANT NOT TO CLICK OR TAP ANY BOX OR LINK IN ANY SUSPICIOUS EMAIL

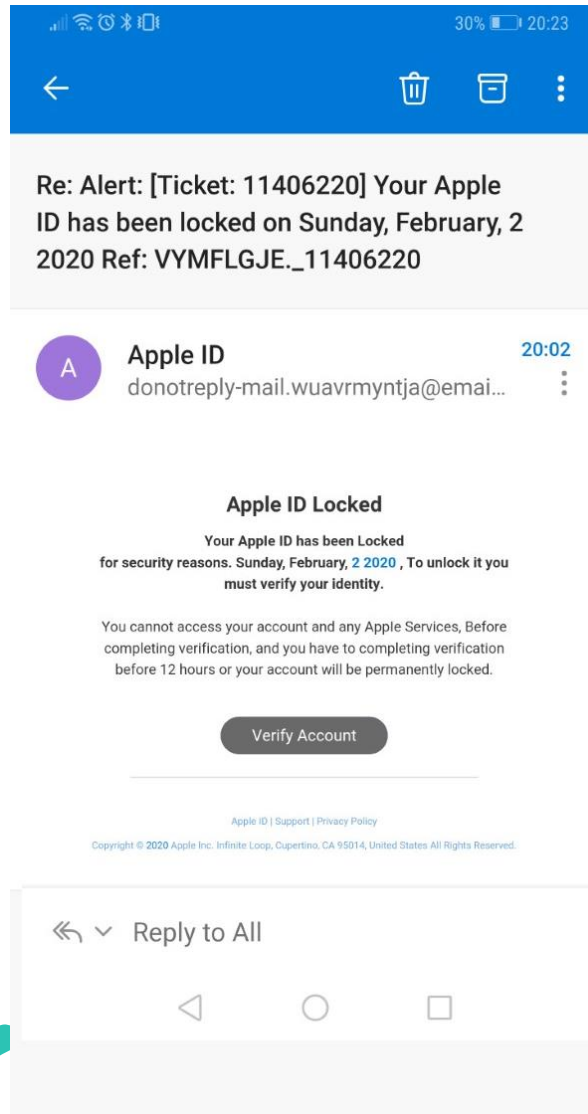


Spelling and Grammar

- In the first highlight, notice the lack of a capital letter after the full stop.
- In the second, notice the broken English “once you have update it.”
- These are clues that the email is a scam.

IT IS REALLY IMPORTANT NOT TO CLICK OR TAP ANY BOX OR LINK IN ANY SUSPICIOUS EMAIL

Challenge – Try to spot reasons this email is a scam.



Apple ID Locked

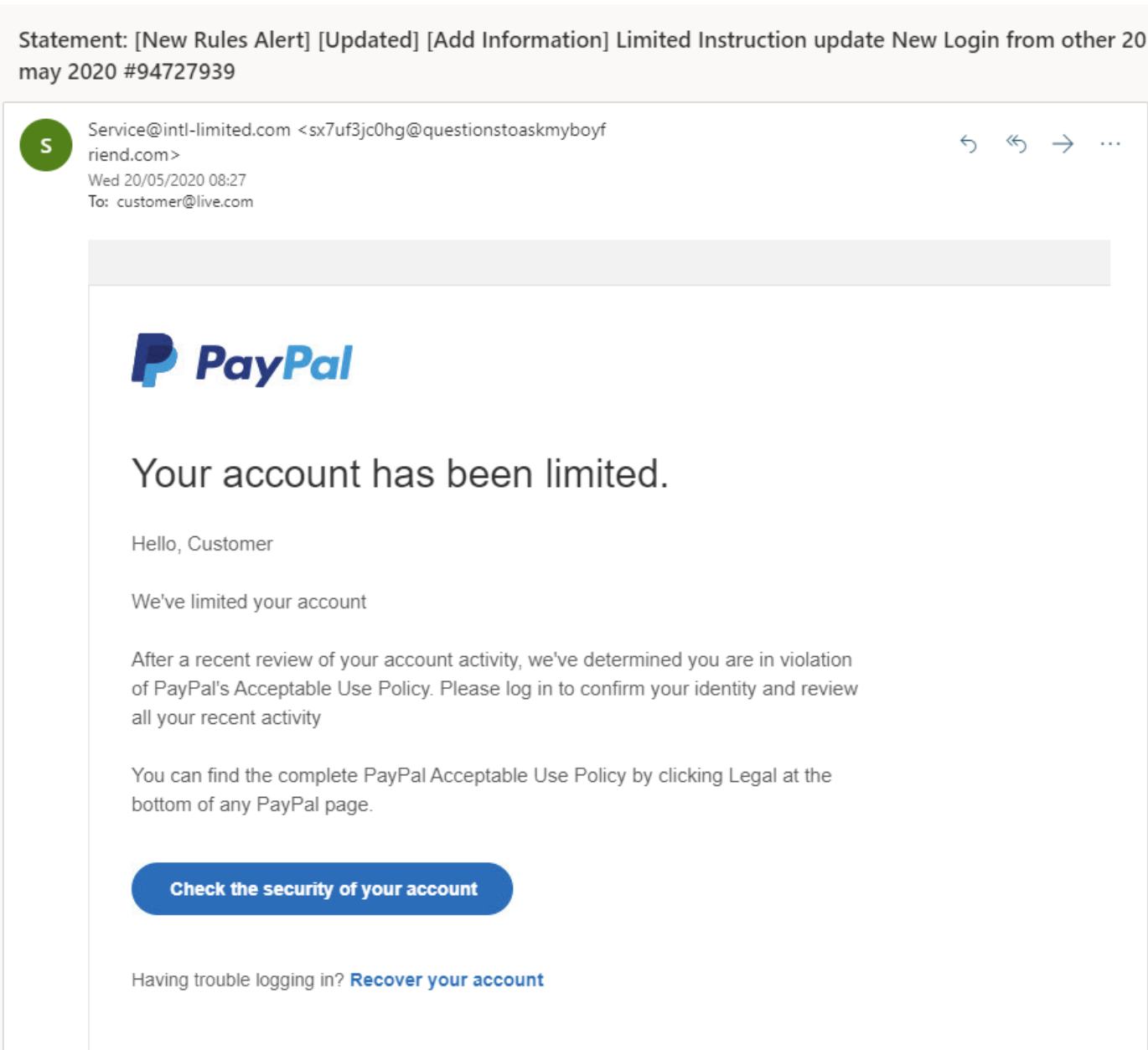
**Your Apple ID has been Locked
for security reasons. Sunday, February, 2 2020 , To unlock it you
must verify your identity.**

**You cannot access your account and any Apple Services, Before
completing verification, and you have to completing verification
before 12 hours or your account will be permanently locked.**

Verify Account

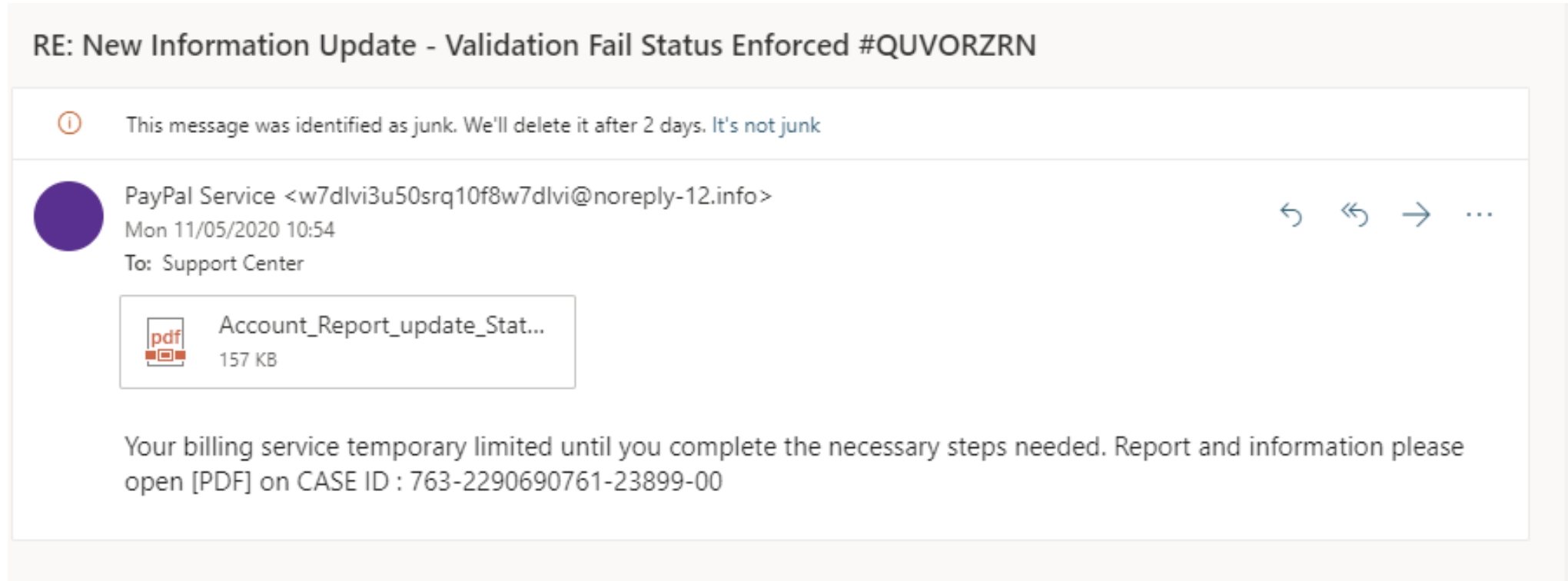
Logos.

- Some emails can be convincing.
- Scammers can copy images and logos from the company they are pretending to be.



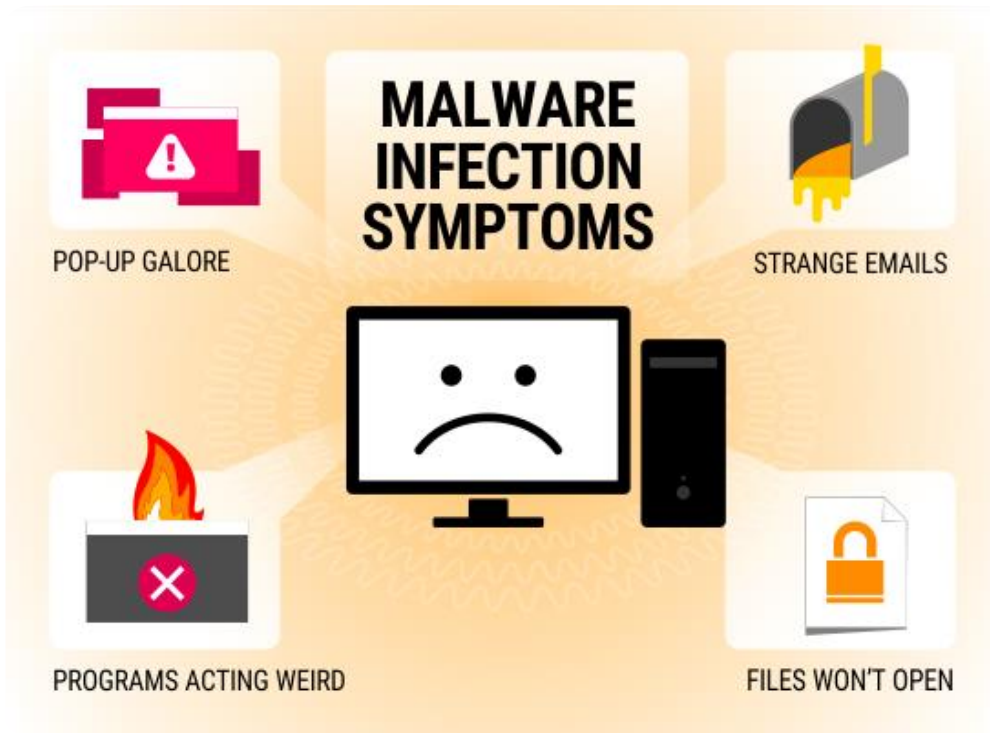
IT IS REALLY IMPORTANT NOT TO CLICK OR TAP ANY BOX OR LINK IN ANY SUSPICIOUS EMAIL

Attachments



Attachments can contain scam links as well as **malware**

Malware



- Malware is any piece of software that was written with the intent of damaging devices, stealing data.
- Malware can record your keyboard and clicks.
- Malware can look like real software or a videogame but is dangerous software.

What happens if you click the link....



The following things are possible if you click the links in a scam email.

- Tell the scammer you are gullible and will click on links.
- Open a fake login page for you to give your details to the scammers.
- Install malware to your device or your browser.
- Take direct control of your device.

What do you do if you accidentally click on a link?

1. Immediately disconnect the internet.
2. Backup your important files to an USB stick or removable hard drive.
3. Do a full system scan with antivirus software.
4. Change your email password on another device.
5. The device might need to be wiped and put back to factory settings.



Password Security



Challenge – Test your password security.

Use the website

<https://howsecureismypassword.net/>

See how long a bot computer would take to break your password.

How could you make your personal password stronger?

Capital letters? (ABC) Numbers (123) or symbols (“£4!/?#)





How quickly would you give out your password.



Challenge - Who is wrong in this example?

- The **technician** who put up the sheet?
- **The people** who wrote their passwords on it?
- **The boss** who saw it and told the technician to “Come see me” but left it up for all to see?

Discuss on your tables who is to blame and why.

Password Change Sign Up sheet

If you'd like to change your password please fill out the form below and we will change your password on the system you indicate.

Full Name	System (Yardi, email, ect.)	Current password	New password
Kyle Smith	Email	Scooter444\$	Steele442 (all upper case)
Liz Jones	PHONE	89621	4281
Jack H	Email	Password	Password2
Big Ed	Facebook	redstep-	mmmmmm
Sam Adams	Pike Pass		born 1981

Come See Me
- Shawn

Google Interland Activity

