





True or False ?

Draw pictograms (I-I)

The tally chart and the pictogram both show the same thing.





Colours	
Red	
Blue	
Green	
Brown	

Colours	
Red	
Blue	
Green	
Brown	

 = 1 person

True

The tally chart and the pictogram both show the same thing.

Colours	Total
Red	
Blue	
Green	
Brown	

Colours	
Red	
Blue	
Green	
Brown	

 = 1 person