






Nursery Home Learning Activities - Week 8 – 1st June 2020

Monday	Tuesday	Wednesday	Thursday	Friday
<p>Writing – Continue to practise writing your child's name with them. Again focusing on pencil grip and the shape of each letter.</p> <p>Challenge 1 – Once your child is able to write their first name confidently then move onto practising writing their surname. Focus on correct formation of letters.</p>	<p>Maths – Keep practising your counting! How far can you count?</p> <p>Using the Numbers and Numicon once again, the below activities</p> <p>Challenge 1 – Can your child place the numbers in the correct order from 0 -10? Can they order the Numicon 1 -10? Can they order them backwards from 10 to 1?</p> <p>Challenge 2 – can your child make numbers 11- 19 with the Numicon? Eg for 11 they would get the 10 piece and then add the 1 next to it etc. Can they write the numbers to match?</p>	<p>Phonics – Revise taught sounds for this half term.</p> <p>Use the songs from YouTube to support this. https://www.youtube.com/watch?v=U2HYM9VXz9k</p> <p>Challenge – Say a sound. Can the children think of something that begins with that sound? Can they write that sound?</p>	<p>Maths – Continue to practice your counting – How far can you count? Can you count backwards from 10 or 20? Play “Blast Off”</p> <p>Ask your child to pick a number using the number cards 0 -10.</p> <p>Challenge 1 – Now can they match the correct piece of Numicon to the correct number and count out the correct amount of objects?</p> <p>Challenge 2 – Ask your child ‘if we have 1 less counter how many would there be?’ Do this for numbers 0-5. Extend to numbers up to 20 if needed. Can they write down the answer?</p>	<p>Phonics – Sound story time</p> <p>Discuss with the children how they can use their voices to add sounds to stories such as Bear Hunt, Chicken Licken or The Three Billy Goats Gruff.</p> <p>Repeat favourite rhymes and poems in different voices together (e.g. whispering, growling, shouting, squeaking) and discuss the differences.</p>
<p>Knowledge and Understanding</p> <p>Go into your garden. Look at the plants. Ask the children how they think plants grow. Tell children that plants need 3 things to grow. What do you think they might be?</p> <p>Water, warmth and sunlight.</p> <p>Can children show how plants grow? This could be painting, drawing, labelled photos, plant pressing.</p>	<p>Personal, Social and Emotional Development</p> <p>Make and complete your own puzzle using the template provided.</p>	<p>Reading</p> <p>Enjoy reading some of your child's favourite stories together. Use your finger to show that you read from left to right and get your child to turn the pages. Look at the illustrations before reading each page, what ‘clues’ can the children pick up to help them predict what is going to happen.</p>	<p>Physical Development</p> <p>Have a go at a Cosmic Yoga. We love Cosmic Yoga Disco.</p> <p>OR</p> <p>If you have Playdoh, why not try some ‘Doh Disco’.</p> <p>You will be able to find these on YouTube.</p>	<p>Creative and Expressive Art</p> <p>Choose your favourite Nursery Rhymes/songs and create some new moves for them.</p>

Numicon



Numbers

0

1

2

3

4

5

6

7

8

9

10