





Nursery Home Learning Activities - Week 6 – 11th May 2020

Monday	Tuesday	Wednesday	Thursday	Friday
<p>Writing – Continue to practise writing your child's name with them? Again focusing on pencil grip and the shape of each letter.</p> <p>Challenge 1 – Once your child is able to write their first name confidently then move onto practising writing their surname.</p> <p>Challenge 2 – Can you help your child to write any other family names – eg Mum, Dad etc</p>	<p>Maths – Keep practising your counting! How far can you count?</p> <p>Can your child remember which Numicon pieces represent each number? Using the Numicon pieces previously provided can your child match each piece to the correct number? Ask your child why there isn't a Numicon piece for 0.</p> <p>(Numbers which can be cut out and another copy of the Numicon pieces can be found on the following pages)</p> <p>Challenge – Can your child make their own number cards to match each piece of Numicon by writing each number correctly?</p>	<p>Phonics – Revise taught sounds: m, d, g, o, c.</p> <p>Use the songs from YouTube to support this. https://www.youtube.com/watch?v=U2HYM9VXz9k</p> <p>Teach new sound, 'k'. Learn song and action from above web link. https://www.twinkl.co.uk/resource/t-l-53363-phase-two-phonemes-set-3-k-video watch video to show correct mouth movement.</p> <p>Challenge- If you say one of the taught sounds, can your child think of a word that begins with that sound? Can they write it?</p>	<p>Maths – Continue to practice your counting – How far can you count? Can you count backwards from 10 or 20? Play "Blast Off"</p> <p>Positional Language and ordinal number. Using a teddy place it in a variety of different positions using the positional language – on top, underneath, behind, in front, next to, to the right/left, beside. You could play hide and seek with the teddy – put the teddy 'on top' of the table and ask your child to say where it is using the appropriate language. Place the teddy 'underneath' the chair, 'next to' Daddy etc</p> <p>Challenge – make a line of cars / toys. Talk to your child about which is first / second / third / last in the line.</p>	<p>Phonics – Rhyming</p> <p>For less confident children please have a go at the, 'Can you find...?' Alliteration Poster.</p> <p>https://www.twinkl.co.uk/resource/t-l-6389-phase-1-phonics-alliteration-a-can-you-find-poster-and-prompt-card-resource-pack</p> <p>For children who are more confident with alliteration please have a go at the, 'Home Learning Challenge Sheet'.</p> <p>https://www.twinkl.co.uk/resource/t-l-5616-alliteration-home-learning-challenge-sheet-fs1</p>
<p>Knowledge and Understanding All about Swans. Swans can live on and around ponds. What can you find out about Swans? Help your child to draw / paint / make a swan. Use the link below to watch the story of the Ugly Duckling.</p> <p>https://www.youtube.com/results?search_query=%23theuglyduckling</p>	<p>Personal, Social and Emotional Development. Understanding feelings - Remind your child of the story of the Ugly Duckling. Talk about why the Ugly Duckling was feeling sad? How were the other animals making him feel? Is it right to treat others like this and make them sad? Ask your child what the other animals could have said to the ugly duckling to make him feel better. Ask your child what makes them feel sad / happy. Maybe they could draw a few pictures of what makes them feel sad or happy.</p>	<p>Reading Provide your child with a small pile of their favourite books. Let them 'read' the books independently for a few minutes. Encourage them to choose one for you to share and read together. As you read point out to them how to hold the book correctly and the right way up, talk about parts of a book – the front cover, spine, title, who the author and illustrator are and what they do and take a look at the back cover – is there a 'blurb'? – discuss the purpose of the 'blurb'. Point to the words as you read them so they gain an understanding of the meaning and direction of the text and talk about the pictures.</p>	<p>Physical Development Play a game of Simon says. Include actions such as – Jump up and down, skip around the room, wriggle your body, walk on your tip toes, do a silly dance, do a push up, hop etc etc.</p>	<p>Creative and Expressive Art Listen to the music 'Swan Lake'. Can your child make up a dance to it?</p>

Numicon



Numbers

0

1

2

3

4

5

6

7

8

9

10