






Nursery Home Learning Activities - Week 7 – 18th May 2020

Monday	Tuesday	Wednesday	Thursday	Friday
<p>Writing – Continue to practise writing your child's name with them? Again focusing on pencil grip and the shape of each letter.</p> <p>Challenge 1 – Once your child is able to write their first name confidently then move onto practising writing their surname.</p> <p>Challenge 2 – Can you help your child to write any other family names – eg Mum, Dad. They might even be able to write some pets names – dog, cat. Sound out the words with your child and ask them to write down the sounds that they can hear in that word.</p>	<p>Maths – Keep practising your counting! How far can you count?</p> <p>Using the Numbers and Numicon once again make sure your child can match the numicon and numbers both ways by first spreading the numbers out on the floor and give your child the pile of numicon to match to the numbers then do the opposite – put the numicon on the floor and let them match the numbers to the numicon. You could also play snap or matching games with the numbers and numicon.</p> <p>Challenge 1 – Can your child place the numbers in the correct order from 0 -10? Can they order the Numicon 1 -10? Can they order them backwards from 10 to 1?</p> <p>Challenge 2 – can your child make numbers 11- 19 with the Numicon? Eg for 11 they would get the 10 piece and then add the 1 next to it etc. Can they write the numbers to match?</p>	<p>Phonics – Revise taught sounds for this half term.</p> <p>Use the songs from YouTube to support this. https://www.youtube.com/watch?v=U2HYM9VXz9k</p> <p>Challenge-</p> <p>For younger and less confident children, please pay the initial sound peg game.</p> <p>For older and more confident children, have a go at the, 'I can read' tasks.</p>	<p>Maths – Continue to practice your counting – How far can you count? Can you count backwards from 10 or 20? Play "Blast Off"</p> <p>Using the number cards 0 -10. Ask your child to count out the correct number of counters / sweets etc to match each number. Make sure they count out accurately.</p> <p>Challenge 1 – Now can they match the correct piece of Numicon to the correct number and counters?</p> <p>Challenge 2 – Ask your child 'if we add 1 more counter to eg 3 how many would there be?' Do this for numbers 0-5 and if they are able you can extend to 10. Can they write down the answer?</p>	<p>Phonics – Oral segmenting and blending.</p> <p style="text-align: center;">Toy talk</p> <p>Introduce to the children a soft toy that can only speak in 'sound-talk'. The children see the toy whispering in the adult's ear. To add to the activity, as the toy whispers the adult repeats the sounds, looks puzzled and then says the word straight afterwards. For example: What would Charlie like for tea today? The toy speaks silently in the adult's ear and the adult repeats 'ch-ee-se' looking puzzled and then, says with relief 'cheese!' Now invite the children to see if they can speak like the toy: Do you think you could try to toy talk? Say ch-ee-se: (the children repeat 'ch-ee-se'). Ask the toy again, what else would you like? Be careful to think of items with names of only single syllables (e.g. fish, cake, pie, soup). Use different scenarios: What does the toy like to do in the playground? (hop, skip, jump, run, etc.). As the children become more confident, make some errors – blend 'skim' for 'skip', for example, and ask them to catch you out by giving the correct blend.</p>

<p>Knowledge and Understanding</p> <p>Talk about habitats – where different animals live. Pond creatures living in a pond habitat provides food, oxygen and shelter for animals. Explore different types of habitats for different animals.</p> <p>Can your child make a home for an animal? They could use boxes, blankets, leaves, twigs, stones, etc.</p>	<p>Personal, Social and Emotional Development.</p> <p>Play a board game together. Concentrate on the importance of turn taking.</p>	<p>Reading</p> <p>Enjoy reading some of your child's favourite stories together.</p> <p>Can they tell you who the characters are in the story?</p> <p>Where is the story set?</p> <p>Can they retell the story to you when the story is finished?</p>	<p>Physical Development</p> <p>Play a fun game of 'flap the fish'. Help your child to make and design a largish paper fish (A4 or A3 size). You could make one for each person. Roll some newspaper up into a tube. Place the fish on the floor then bang the newspaper tube on the floor behind the fish. The draught produced will make the fish move. Keep doing this to move your fish along the floor. Have a race.</p>	<p>Creative and Expressive Art</p> <p>Make your own lunch! Help your child to make their own sandwiches / fruit kebabs etc for their lunch</p>
---	--	--	---	---

Numicon



Numbers

0

1

2

3

4

5

6

7

8

9

10