

Dear Children,

week beginning 15th June 2020



We have put together a range of learning challenges for you to do at home. We would really like you to complete a maths, reading and writing each day as you would in school. We would also like you to complete the work as best you can, remembering that we expect 'beautiful work'.



Please remember we are working a week behind on the White Rose Maths videos.


We have started to include a daily warm up activity for maths. It is designed to be a warm up and recap topics taught previously. You can complete all three sections in one day, or spread them across the week.

Use the grid below to track the work you are expected to do and what you have already achieved.

	Maths	Reading	Writing	Extra
Monday	<p>Go online and watch summer term, week 7, lesson 1 – unit fractions</p> <p>https://whiterosemaths.com/homelearning/year-2/</p> <p>Complete activity relating to online lesson</p> <p>Extra challenges can be found at https://www.bbc.co.uk/bitesize/articles/z4j83j6</p>	<p>Watch the video – What are homophones? https://www.bbc.co.uk/bitesize/topics/zqhp2p/articles/zc84cwx</p> <p>Make a list of all the homophones you can think of. Bear – bare See – sea There – their – they're</p> <p>Daily reading (15 minutes)</p>	<p>SPaG – subordination using when, because and if. Work through the PowerPoint. Complete the worksheet and then write sentences using when, because and if.</p>	<p>Dead or Alive? Watch the video: https://www.bbc.co.uk/bitesize/topics/z6882hv/articles/zs73r82</p> <p>Look at a live spider (or similar), a dead spider and a toy spider. What are some of the differences between the live spider and the dead and toy one? How can we work out what is alive and not alive?</p>
Tuesday	<p>Go online and watch summer term, week 7, lesson 2 – non-unit fractions</p> <p>https://whiterosemaths.com/homelearning/year-2/</p> <p>Complete activity relating to online lesson.</p>	<p>Watch the video – Nelly the monster sitter https://www.bbc.co.uk/bitesize/articles/z7g8jhy</p> <p>Using the following sentence starters, write your own opinion of the story. Once finished, circle all of the homophones you have used.</p>	<p>Spring Write adjectives or 2A phrases around a Spring picture.</p> <p>Use the words and phrases you have thought of to write a</p>	<p>PE: This is PE Lesson 11 https://www.youtube.com/watch?v=NDZhgfmgA&list=PLYGRaluWWTjV3An2WEgsQ4qGFy_91jDL&index=12</p> <p>Go outside and collect something alive, something</p>

	<p>Extra challenges can be found at https://www.bbc.co.uk/bitesize/articles/z6cbhcw</p>	<p>Daily reading (15 minutes)</p>	<p>description of a Spring setting.</p> 	<p>dead and something that was never alive. Sort these specimens into the three categories.</p>
<p>Wednesday</p>	<p>Go online and watch summer term 1, week 7, lesson 3 – find a half https://whiterosemaths.com/homelearning/year-2/</p> <p>Complete activity relating to online lesson</p> <p>Extra challenges can be found at https://www.bbc.co.uk/bitesize/articles/zwphjsg</p>	<p>Watch extract 1 from the story 'attack of the demon dinner ladies' https://www.bbc.co.uk/bitesize/articles/zncc92p</p> <p>Complete activity 1</p> <p>Daily reading (15 minutes)</p>	<p>Summer Write adjectives or 2A phrases around the Summer picture.</p> <p>Use the words and phrases you have thought of to write a description of a Summer setting.</p>  <p>Please upload this to Class Dojo portfolio</p>	<p>Living, once living and non-living worksheet</p> <p>PE – 10 minute shake ups https://www.nhs.uk/10-minute-shake-up/shake-ups/pumbaas-hippo-hops</p>

<p>Thursday</p>	<p>Go online and watch summer term, week 7, lesson 4 – find a quarter https://whiterosemaths.com/homelearning/year-2/</p> <p>Complete activity relating to online lesson. Extra challenges can be found at https://www.bbc.co.uk/bitesize/articles/zfx6dp3 Please upload this to Class Dojo portfolio</p>	<p>Watch extract 2 from the story 'attack of the demon dinner ladies' https://www.bbc.co.uk/bitesize/articles/zncc92p</p> <p>Complete activity 2 and 3</p> <p>Daily reading (15 minutes)</p> <p>Please upload this to Class Dojo portfolio</p>	<p>Autumn Write adjectives or 2A phrases around the Autumn picture.</p> <p>Use the words and phrases you have thought of to write a description of an Autumn setting.</p> 	<p>Dependency worksheet</p> <p>PE: Supermovers https://www.bbc.co.uk/teach/supermovers/ks1-maths-fractions-with-joe-tracini/zmjj2sg</p>
<p>Friday</p>	<p>Have a go at the maths challenges – remember to explain your thinking and show how you got to your answers. Don't forget we like to see errors too!</p>	<p>10 minute test – The toy shop Answer questions 1-5</p> <p>Daily reading (15 minutes)</p>	<p>Winter Write adjectives or 2A phrases around the Winter picture.</p> <p>Use the words and phrases you have thought of to write a description of a Winter setting.</p>	<p>Craft – create an arctic fox</p>  <p>PE: Supermovers https://www.bbc.co.uk/teach/supermovers/ks1-english-grammar-rules-with-braydon-bent-and-moonbeam/zr8sqp3</p>

														
<p>Spellings – we will be sending a set of spellings each week to practise. Homophones and near homophones</p> <table><tr><td>There</td><td>See</td></tr><tr><td>Their</td><td>Sea</td></tr><tr><td>They're</td><td>To</td></tr><tr><td>Here</td><td>Too</td></tr><tr><td>Hear</td><td>Two</td></tr></table>					There	See	Their	Sea	They're	To	Here	Too	Hear	Two
There	See													
Their	Sea													
They're	To													
Here	Too													
Hear	Two													

Any 'extra' work can be completed in the back of the book provided, as children would in the classroom.

Please also be aware that Joe Wicks will be taking part in a daily online workout at 9am each day if you are your child wanted to access this.

PE with Joe <https://www.youtube.com/watch?v=Rz0go1pTda8>