


A mosaic is a special form of art that uses small objects to create larger pictures.



To learn about the first mosaics, we have to travel back in time and visit the ancient Greeks. They were the first to use this technique, often creating mosaics for floors in ancient buildings.

The Greeks cut small pieces of marble, called **tesserae**, to fit together on floor surfaces and created intricate designs including animals and people. These may have been used in the place of stones or pebbles.




Later, the Romans also used this technique. They often included images of gods and goddesses that they worshipped in their mosaics, as well as geometric designs.

In addition to animals and people there were some signature shapes found in Greek designs...



Look at these knot designs. Try to work out how you would go about making them – its not as easy as it may look!



The mosaics were very well made, which is why floor designs from the time of ancient Greece are still being discovered.


What typical features can you see?




Imagine working on such intricate designs as these...
Look really carefully at each piece of mosaic and how they are put together to make a recognisable image...



Do you recognise this image?



**How does this compare to Magritte's
False Mirror?**








Mosaics take a lot of time and patience!
The small objects being used are sometimes cut from larger tiles or pieces of glass. These are often chosen based on colour, especially if a mosaic is to depict an image like a person or landscape.

In ancient Greece there were a very limited number of colours used – can you find out what these were?




Today, mosaic art remains fresh with continuous new ideas and approaches. Many creative individuals use mosaics for home furnishings, interior design, gallery art projects and more. Modern artists, such as Martin Brown, have used mosaic to create portraits of famous artists and even tables inlaid with tiles.




Now it's your turn!

There are several ways you can 'have a go' at using mosaics.

- Make a design on squared paper and draw your design on it.
- Use coloured paper that you cut into squares to make your pattern.
- Use paper from magazines or comics – cut out regular shapes or you could try tearing the paper and using the torn edges as a feature.

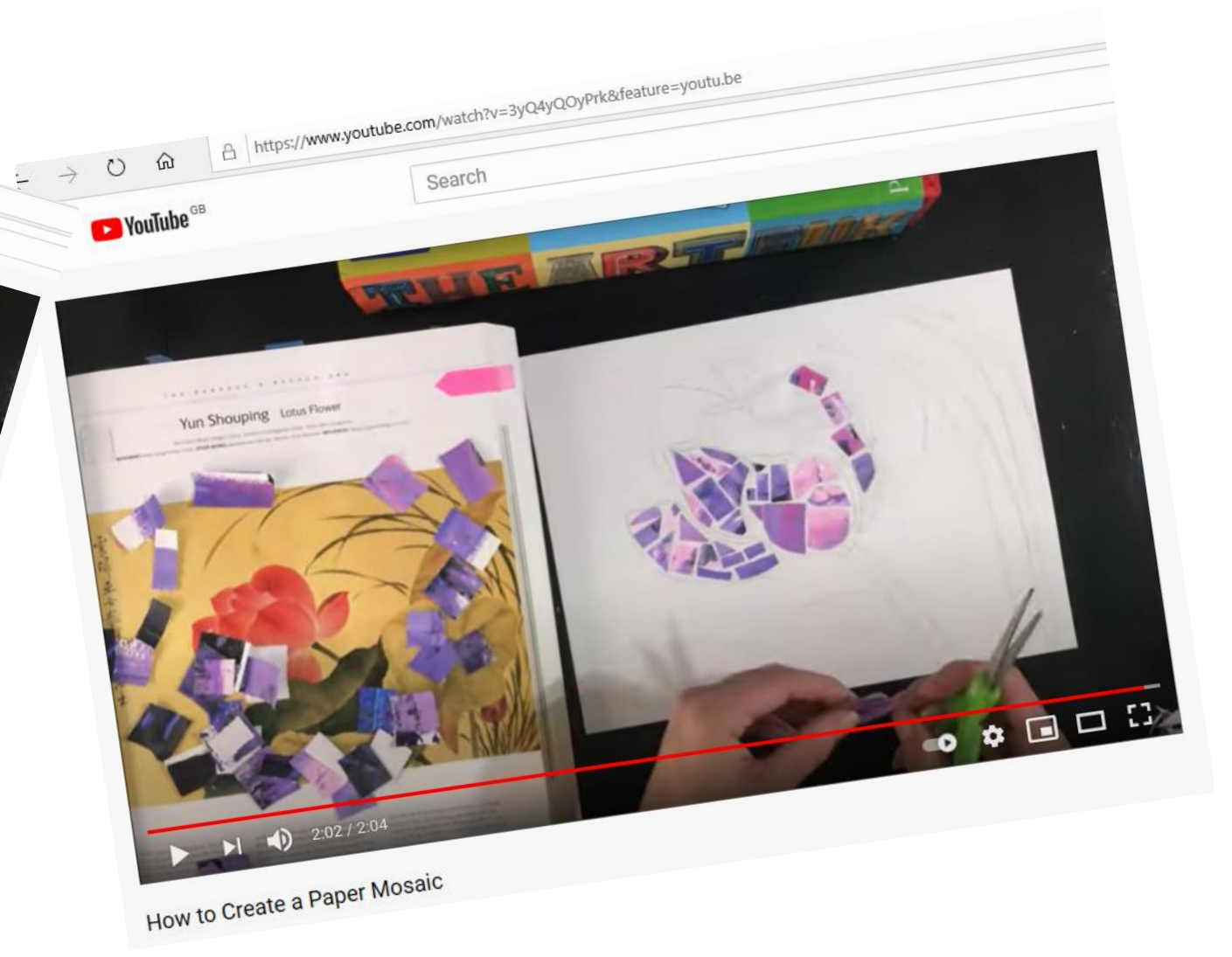
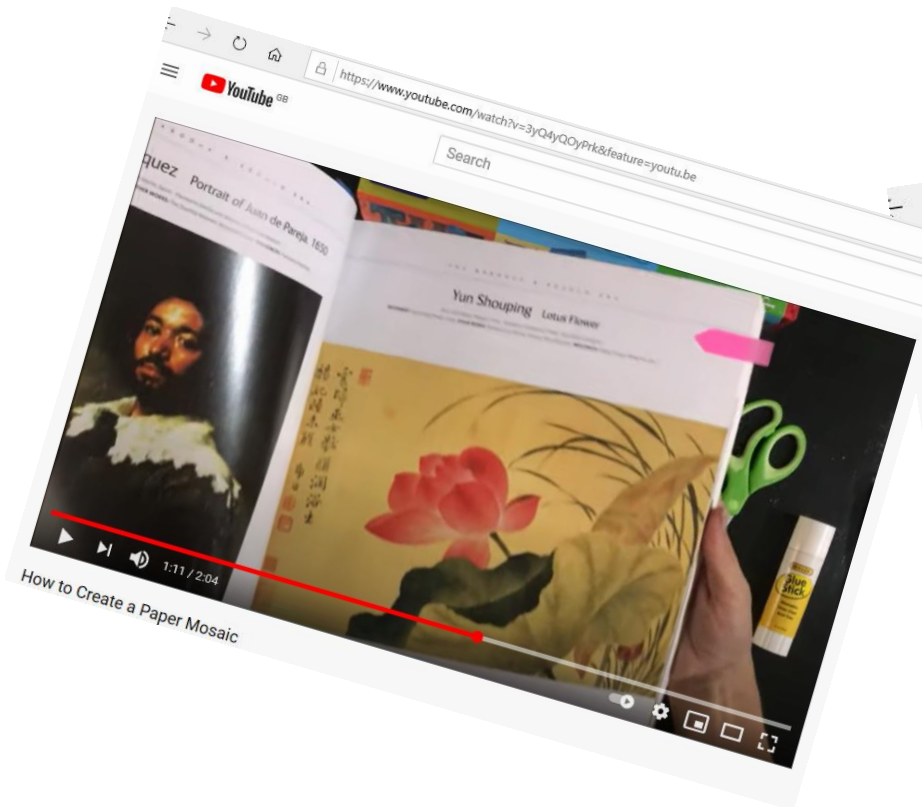


You can choose any design you like.
You may want to make it more contemporary like Martin Brown or
choose a theme inspired by ancient Greece...



If you're still not sure, watch this short video for more ideas...

<https://www.youtube.com/watch?v=3yQ4yQOyPrk&feature=youtu.be>



Don't forget to share your work so that we can enjoy seeing it too...