



Welcome to Year 2





Purpose

- Who is who in year 2
- Our Values
- Routines
- What will your children will be learning this year?
- Key information:
 - Trips
 - Behaviour
 - Reading at home
- How else can you support your child at home?
- Any questions?



Year 2 Staff

- Mrs Mutchell teaches Cumbria and Miss Ahmed teaches Kent.
- Mrs Kaur supports in Year 2.
- Additional staff who may be working with your children include:
 - Miss Wilkinson who is the school's SEND Coordinator;
 - Mrs Bibi and Mrs Ramzan
 - Mrs Pitfield, our Read Write Inc. manager, will carry out phonics assessments with all of the children each half term.

The School Values



'All Together': Children learn the importance of teamwork and collaboration and understand that we all have a role to play to listen to, support and encourage each other to achieve our goals.



'Being Open Minded': Children are encouraged to be open to new ideas and recognise and be tolerant of different perspectives to their own.



'Curiosity': Children learn that being curious makes them better learners and improves remembering. Consequently, our children are encouraged to ask questions and wonder about the world around them and understand that there is always more to learn.

The School Values



'Determination': Children are encouraged to be resilient and understand that sometimes learning is difficult. Children are encouraged to embrace mistakes and learn from them.



'Empathy': Children are encouraged to understand the feelings of others, to show kindness and to help and support one another emotionally.



'Fairness': Children are encouraged to treat others as they want to be treated themselves with honesty and respect and understand that all children at Yorkmead have the right to be successful. Children understand that other children may have different needs to their own and that fairness does not always mean everyone is supported in the same way and that success looks different for different individuals.



Routines

- Soft start - From 8:45, we are in the classrooms with activities set up for the children which include practicing prior learning to build understanding and fluency. It is therefore advantageous to be arriving at school nearer to 8:45 than to 8:55!
- Children are provided with a piece of fruit as a snack but they may bring their own. These must be limited to fruit or non-chocolate based cereal bars. Any inappropriate snacks, like crisps or chocolate, will be confiscated and returned at the end of the school day.
- Children may also bring a snack into school for playtime. Again, these must be limited to fruit or non-chocolate based cereal bars.
- All children should have a water bottle in school. In the long run it is much cheaper to buy a water bottle than use single use bottles of water but if you do, please encourage your child to reuse these so that we are not creating large amounts of plastic waste in school;






Our Curriculum - What we teach

Each week the children will have lessons in the following subjects:

- English
- Mathematics
- Science
- History
- Geography
- Religion
- Physical Education (P.E.)
- Art or Design & Technology
- Computing
- Music



English



These are some of the texts that we will be covering during the Autumn term. The writing outcomes will include both fiction and non-fiction writing. The last week of the term we will cover poetry, listening to a range of poems and writing some of our own.



Maths

- Autumn Term: Numbers to 100, Addition and Subtraction, Multiplication of 2, 5 and 10, Multiplication and Division of 2, 5 and 10, Measurement - length and mass.
 - Spring Term: Measurement - mass and temperature, Statistics - pictograms, Word Problems, Money, Properties of 2D and 3D shapes, Fractions.
 - Summer Term: Fractions, Time and Volume, time to review and revisit topics.
-
- How to help at home?
 - Practise column addition and subtraction
 - Know 2, 3, 5 and 10 tables fluently



Science

- *Animals including Humans* - This unit teaches the children about what a life cycle is and how humans can keep themselves fit and healthy.
- *Living Things and their Habitats* - This unit teaches the children about how living things are adapted to their habitat and how they are dependent on one another.
- *Plants* - The children will explore how to grow plants and how to keep them healthy.
- *Use of Everyday Materials* - This unit explores the properties of different materials and the uses of these materials. They will also discuss the effects that some materials can have on the environment.
- *We are Scientists* - This unit encourages the children to work scientifically through experiments drawing on the knowledge and vocabulary that they have learnt throughout the year.



History

- The Great Fire of London - Samuel Pepys, Rebuilding London
- New Continents - Global Trade past and present, Columbus and Captain Cook
- Exploration - reaching the poles, space race.
- Shakespeare's Tudor Stratford - William Shakespeare, Tudor Life, Stratford-upon-Avon
- The Stone Age - Mammoths, Skara Brae, Stonehenge and Hunter-gatherers
- Neolithic Age - First farmers & The Beaker People



Geography

- Hall Green compared with The Swat Valley in Pakistan
- London and Edinburgh
- Hot and Cold places
- Coasts
- British Weather
- Cardiff and Belfast



Art and Design & Design & Technology

- Art and Design is taught in the first half of each term and Design & Technology in the second half of each term.
- In the autumn term, we will work with the children to develop their sketching technique. Painting skills are taught in the spring term and in the summer we will be learning sculpture.
- Design and Technology is a very practical subject where pupils learn to be 'engineers'. If you would like to practise some of the practical skills covered with your child, details about all of the projects we use in school are available on the school website on the curriculum menu.



Computing

- In Computing, the children will learn how to create their own computer programs using Purple Mash. As Purple Mash is an online resource, children can access it from home so please do encourage your child to share with you what they have learnt in school and build on this by exploring the app further.
- Additionally, during the year children will learn about on-line safety, spreadsheets, questioning, search engines, creating pictures, making music and presenting ideas.
- E-Safety is an important part of our computing curriculum where children learn how to behave appropriately and keep themselves safe online. Details of how you can protect your child whilst they are using the Internet for a range of different devices can be found on the school website on the 'Our School' menu.
- When/where appropriate, children will be given opportunities to use the Microsoft Office programmes.



Music

- The overview of Music lessons are as follows:
- African Call and Response song with the theme of Animals
- Orchestral Instruments with the theme of Traditional Stories
- Musical Me
- Dynamics, timbre, tempo and motifs with the theme of Space
- British songs and sounds
- Myths and Legends



P.E.

- In Year 2, P.E. will take place on Tuesdays and Fridays.
- As in previous years, children should come to school that day in their P.E. clothes.
- Correct P.E. kit includes a white t-shirt (no logos), plain navy, black or grey bottoms. Trainers or pumps must be worn.
- Parents will be contacted if children are not in the correct P.E. kit.
- Teachers ensure that children remove all jewellery prior to P.E. lessons. Stud earrings should be removed so if your child wears them, please ensure that they are able to remove them (or perhaps don't wear them on P.E. days!).



Year 2 Trips

- Hay Woods (Autumn term)- approximately £9-£10
- Creswell Crags (Summer term) - approximately £20
- Weston-Super-Mare - £20



Behaviour

- At Yorkmead, we have three simple rules:

Rule 1. I will be polite at all times

Rule 2. I will keep my hands and feet to myself

Rule 3. I will follow instructions immediately

- In each classroom, children's behavior is managed through the zone board.
- Children who finish the day in 'Consequence' will spend their break the following day on the 'Reflection Table';
- Frequent visits to the Reflection Table may lead to parents being called in to school to meet with Mr. Newman-Smith.





Reading at Home

- Every week, the children have the opportunity to visit the library and borrow two books.
- Tuesday is library day for Cumbria and Monday for Kent.
- Additionally, the children have a RWInc reading book which they should read at home multiple times to build fluency.
- When you read with or listen to your child read, it is really important that this is recorded on the Reading Digital Log. The expectation is to read three times a week but it could be more.
- Pupils who do not have a record of their weekly reading completed will spend a break time at the reflection table reading.





Milo's reading log

 Read on 5 more days to reach this week's target



	MON 24	TUE 25	WED 26	THU 27	FRI 28	SAT 29	SUN 30	
<	+	+	+	+	+	+	+	>

History

Week starting Monday 10 July

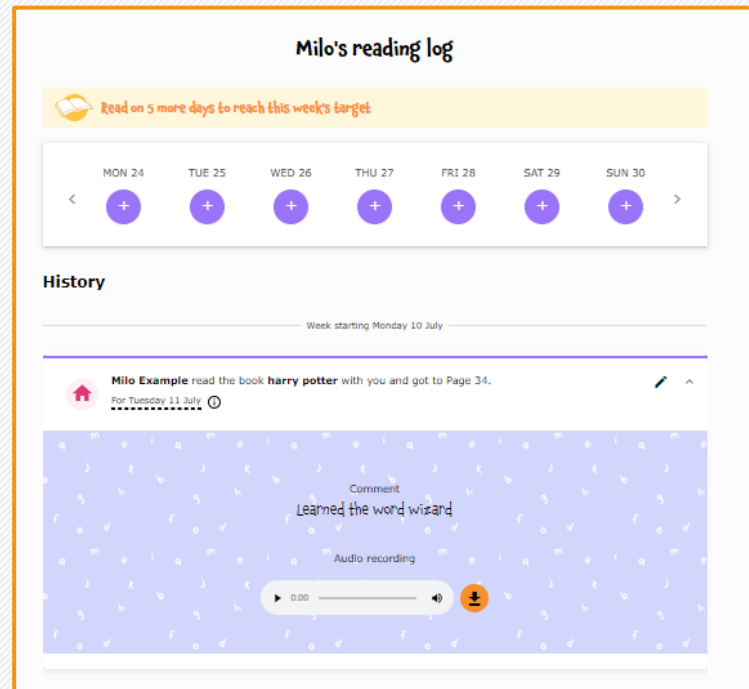
 **Milo Example** read the book **harry potter** with you and got to Page 34.
For Tuesday 11 July 

Comment
Learned the word wizard

Audio recording
▶ 0:00  

Step 1

Click on the magic link in the reading notification to take you to your child's reading log

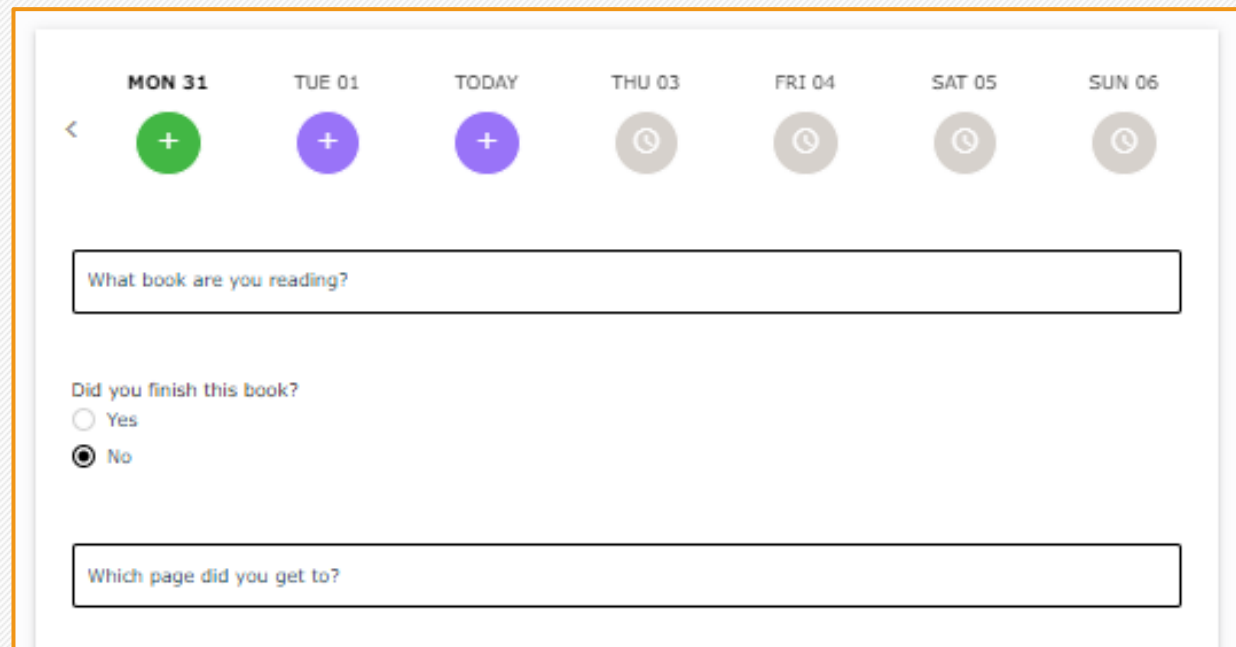


@learnwparents

www.learningwithparents.com

Step 2

Click on the day you would like to log reading for and fill in the information about the book



The screenshot shows a mobile application interface for logging reading progress. At the top, there is a navigation bar with a back arrow on the left and seven day buttons: MON 31, TUE 01, TODAY, THU 03, FRI 04, SAT 05, and SUN 06. Each day button has a circular icon below it: a green plus sign for MON 31, a purple plus sign for TUE 01, a purple plus sign for TODAY, and grey clock icons for THU 03, FRI 04, SAT 05, and SUN 06. Below the navigation bar is a text input field with the placeholder text "What book are you reading?". Underneath this field is a question "Did you finish this book?" with two radio button options: "Yes" (which is unselected) and "No" (which is selected). At the bottom of the form is another text input field with the placeholder text "Which page did you get to?".

@learnwparents

www.learningwithparents.com

Step 3

You can leave a comment, upload a picture, or record audio!

Any comments?

E.g. "We learned a new word."

Upload a photo

Record audio

@learnwparents

www.learningwithparents.com



We Read

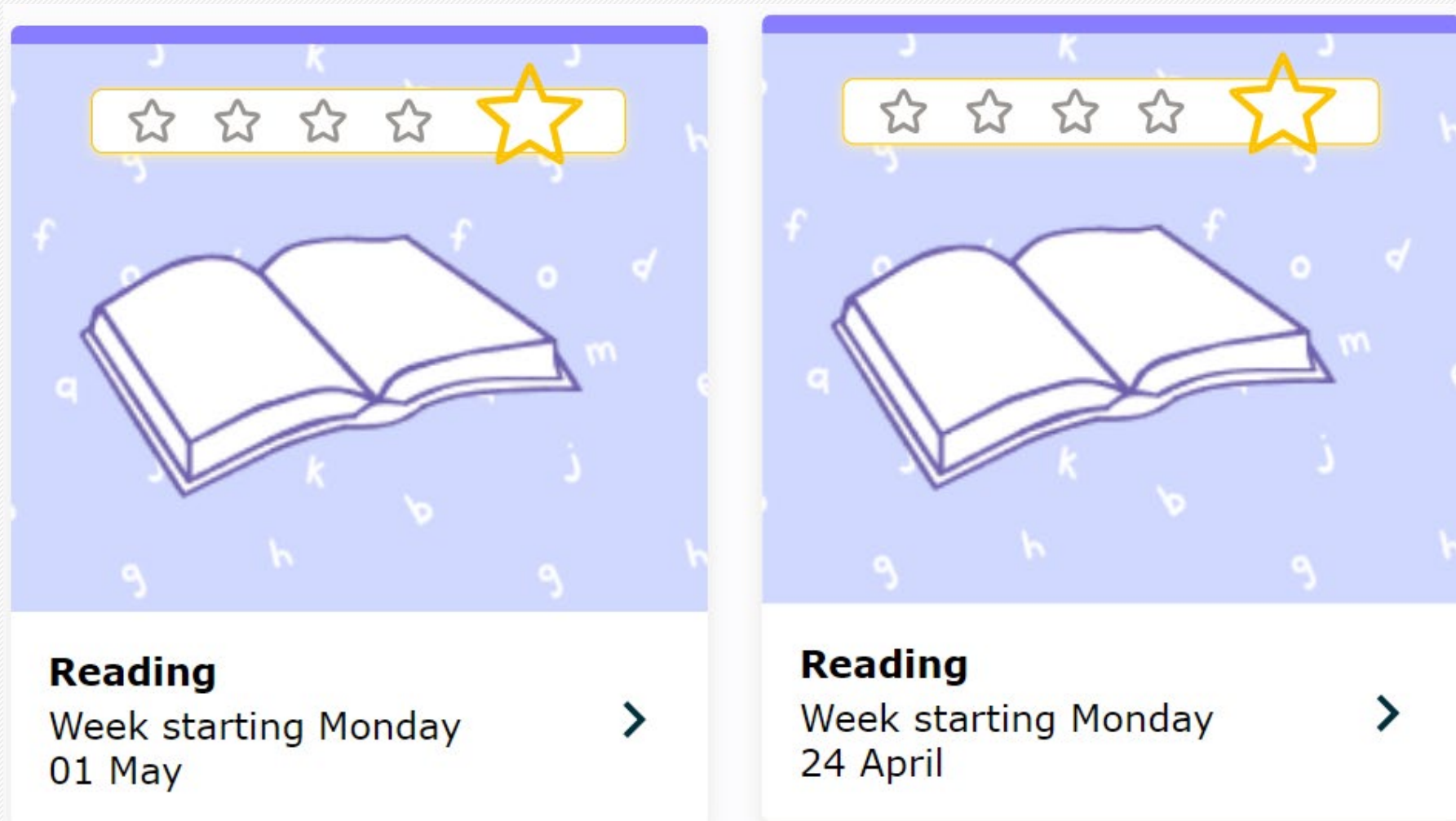


- Use your **mobile phone** to log reading – no need to find a pencil!
- **No need to remember a log in** – we send you a magic link each week which takes you directly to your child's log
- Choose how you log reading – **record audio**, write a comment or upload a photo
- Children love recording audio and it helps **motivate them to read** at home

@learnwparents

www.learningwithparents.com

Earn stars



The image displays two identical reading progress cards side-by-side. Each card features a blue header with a white bar containing five stars; the fifth star is highlighted in yellow. Below the stars is a white icon of an open book. The background of the blue header is decorated with small, scattered lowercase letters. The bottom half of each card is white and contains the text 'Reading' in bold, followed by 'Week starting Monday' and a date. A right-pointing arrow is located at the bottom right of each card.

Reading	Week starting Monday
Reading	01 May
Reading	24 April

@learnwparents

www.learningwithparents.com



We Read



Reading challenge...

Year 2 need to be increasing their reading fluency by reading as many times as they can!

@learnwparents

www.learningwithparents.com



Homework & Supporting Your Child at Home

- Homework will be handed out on Monday and should be returned, completed on Thursday. (Spellings and a piece of Maths)
- Phonics homework reading books will be given out on Friday, to be returned on Wednesday.
- All pupils have access to Times Table Rockstars and Mathletics. By encouraging your child to access these online resources, you will be providing them with the opportunity to raise their achievement, both this year and into the future.
- But... Most of all encourage your child to read - reading at home regularly has a huge impact on your child's long term academic attainment.