



Welcome to Year 5

Today's slides will be available on
the school website.



Year 5 Staff

- Teachers - Mrs Williams (Cheshire) and Miss Saleem (Hampshire)
- TA - Miss Wright
- Additional staff who may be working with your children include:
 - Ms. Wilkinson who is the school's SEND Coordinator;
 - Miss Hussain, Miss Begum and Mrs. Casey, who support Ms. Wilkinson, will also be supporting specific children in the year group.
 - Mrs Smith, our school librarian, will support specific children to develop reading fluency and enjoyment of reading.
 - Children who have elected to continue with their instrument will work with a music teacher for one session per week.





Routines

- Soft start - From 8:45, we are in the classrooms with activities set up for the children which include practicing prior learning to build understanding and fluency. It is therefore advantageous to be arriving at school nearer to 8:45 than to 8:55!
- Children may bring a snack into school for playtime. These must be limited to fruit or non-chocolate based cereal bars. Any inappropriate snacks, like crisps or chocolate, will be confiscated and returned at the end of the school day.
- All children should have a water bottle in school. In the long run it is much cheaper to buy a water bottle than use single use bottles of water but if you do, please encourage your child to reuse these so that we are not creating large amounts of plastic waste in school.



English





Maths

1

CHAPTER 1
Numbers to 1 000 000



4

CHAPTER 4
Whole Numbers: Word Problems



7

CHAPTER 7
Decimals



10

CHAPTER 10
Position and Movement



13

CHAPTER 13
Volume



2

CHAPTER 2
Whole Numbers: Addition and
Subtraction



5

CHAPTER 5
Graphs



8

CHAPTER 8
Percentages



11

CHAPTER 11
Measurements



14

CHAPTER 14
Roman Numerals



3

CHAPTER 3
Whole Numbers: Multiplication and
Division



6

CHAPTER 6
Fractions



9

CHAPTER 9
Geometry



12

CHAPTER 12
Area and Perimeter





Science

- Autumn 1: Living things and their habitats - We will learn about the life-cycles of mammals, amphibians, birds and insects, as well as reproduction in plants.
- Autumn 2: Properties and changes of materials - In this topic, we will learn about separating materials through evaporation and filtering, building on our understanding of solids, liquids and gases.
- Spring 1: Forces - Children will learn about gravity, air resistance, water resistance and friction. We will also look at how pulleys, levers and gear systems allow a smaller force to have a greater effect.
- Spring 2: Earth and Space - We will describe how objects move within our solar system and look at how these cause day and night.
- Summer 1: Animals including humans - This topic will focus in on the human life, describing the changes that humans go through as they grow.
- Summer 2: 'We are scientists' - Children will put their knowledge into practice, through a variety of experiments where they learn how to work as scientists.



History

Arabia & Early
Islam

Cordoba: The
City of Light

The Round
City: Baghdad

The Anglo
Saxons

Lady of the
Mercians



Geography

Deserts

Why is
California so
thirsty?

Oceans

Migration

North and
South America



Art and Design & Design & Technology

- Art and Design is taught in the first half of each term and Design & Technology in the second half of each term.
- In the autumn term, we will work with the children to develop their sketching technique. Painting skills are taught in the spring term and in the summer we will be learning printing.
- Design and Technology is a very practical subject where pupils learn to be 'engineers'. If you would like to practise some of the practical skills covered with your child, details about all of the projects we use in school are available on the school website on the curriculum menu.



Computing

- In computing, the children will learn how to create their own computer programs using Scratch. As Scratch is an online resource, children can access it from home so please do encourage your child to share with you what they have learnt in school and build on this by exploring the app further.
- Additionally, during the year children will learn to use search engines, access data bases, produce videos, create vector drawings and programming.
- E-Safety is an important part of our computing curriculum where children learn how to behave appropriately and keep themselves safe online. Details of how you can protect your child whilst they are using the Internet for a range of different devices can be found on the school website on the 'Our School' menu.



Music

- Children who have elected to continue their journey learning to play the clarinet will have their lessons on Wednesdays (Cheshire) and elective brass lessons will take place on Fridays (Hampshire).
- Children who have not elected to continue with their clarinet or brass lessons will learn a variety of music topics such as body percussion, how to change pitch and tempo, samba, blues, carnival sounds, composition and notation.



P.E. including swimming

- In Cheshire, P.E. will take place on Tuesdays and Fridays.
- In Hampshire, P.E. will take place on Tuesdays and Thursdays.
- As in previous years, children should come to school in their P.E. clothes.
- P.E. clothes include dark shorts or tracksuit bottoms and a plain white t-shirt. During colder months, children may also wear a sweatshirt for their outdoor P.E. lesson.
- Teachers ensure that children remove all jewellery prior to PE lessons. Stud earrings should be removed so if your child wears them, please ensure that they are able to remove them (or perhaps don't wear them on P.E. days!).
- We will be swimming in the Summer term. If possible, it would be great if your child could experience a trip to the swimming pool at Fox Hollies before they begin and practise drying and dressing themselves if they can't already do this. Swimming takes place on Tuesday mornings. Children will need to bring a swimming costume and a towel in a bag large enough to hold their school clothes and shoes. For children who have already begun to learn to swim, a pair of goggles as part of their swimming kit would also be helpful.



Year 5 Trips

Autumn Term - Birmingham Botanical Gardens - Approximate cost £13



Spring Term - Mosque - Approximate cost £6



Summer Term - Umberslade Adventure - Approximate cost £28





Behaviour

- At Yorkmead, we have three simple rules:

Rule 1. I will be polite at all times

Rule 2. I will keep my hands and feet to myself

Rule 3. I will follow instructions immediately

- In each classroom, children's behavior is managed through the zone board.
- Children who finish the day in 'Consequence' will spend their break the following day on the 'Reflection Table';
- Frequent visits to the Reflection Table will lead to parents being called in to school to meet with Mr. Newman-Smith.





Homework & Supporting Your Child at Home

- Homework will be handed out on Monday and should be returned, completed by Friday. This change was made following feedback from some parents about homework at the weekend.
- All pupils have access to Times Table Rockstars, Mathletics and ReadTheory. By encouraging your child to access these online resources, you will be providing them with the opportunity to raise their achievement, both this year and into the future.
- But... Most of all encourage your child to read - reading at home regularly has a huge impact on your child's long term academic attainment.



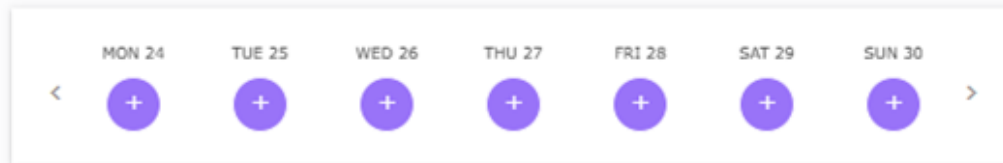
Reading at Home

- Every fortnight, the children have the opportunity to visit the library and borrow two books.
- Hampshire will visit the library on a Wednesday and Cheshire will visit the library on a Thursday.
- Additionally, each classroom has home reading books available which the children can exchange whenever they have completed their current book so your child should have no shortage of quality reading material at home!
- When you read with or listen to your child read, it is really important that this is recorded so that we can monitor home reading and support where necessary. The system for recording home reading remains online...





Milo's reading log

 Read on 5 more days to reach this week's target




History

Week starting Monday 10 July

 **Milo Example** read the book **harry potter** with you and got to Page 34.
For Tuesday 11 July 

Comment
Learned the word wizard

Audio recording

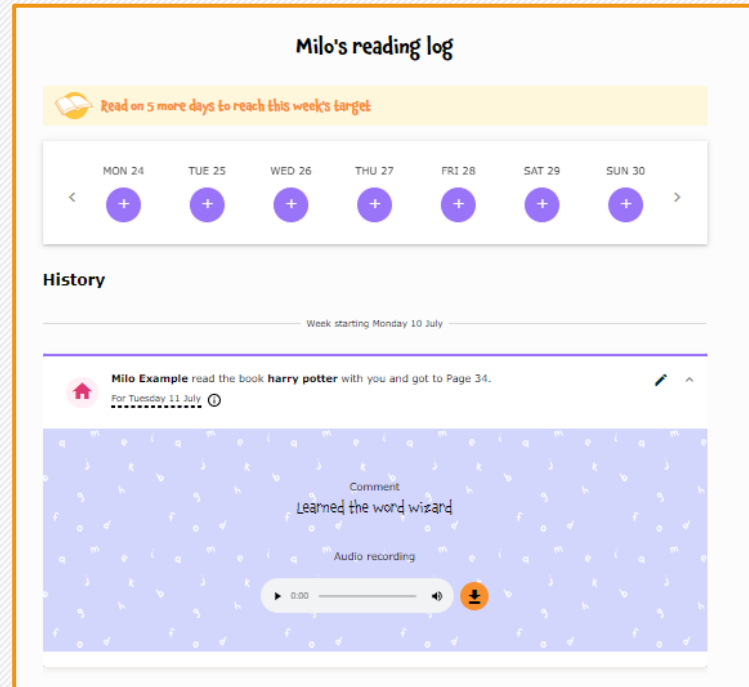


@learnwparents

www.learningwithparents.com

Step 1

Click on the magic link in the reading notification to take you to your child's reading log

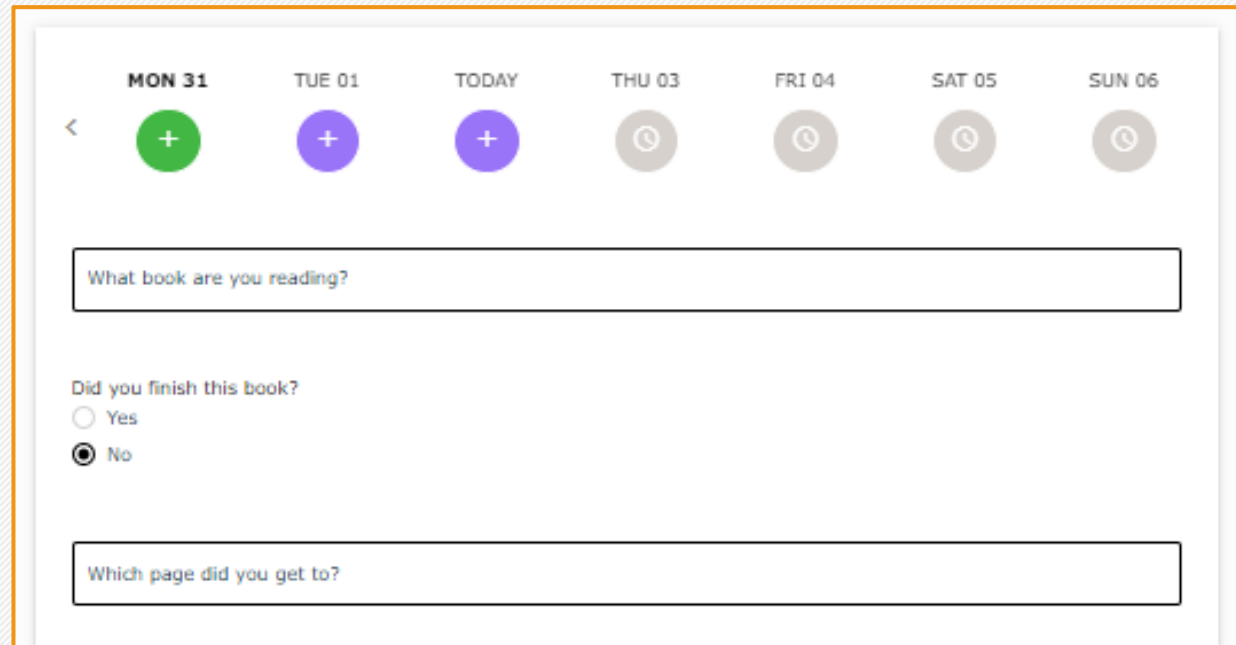


@learnwparents

www.learningwithparents.com

Step 2

Click on the day you would like to log reading for and fill in the information about the book



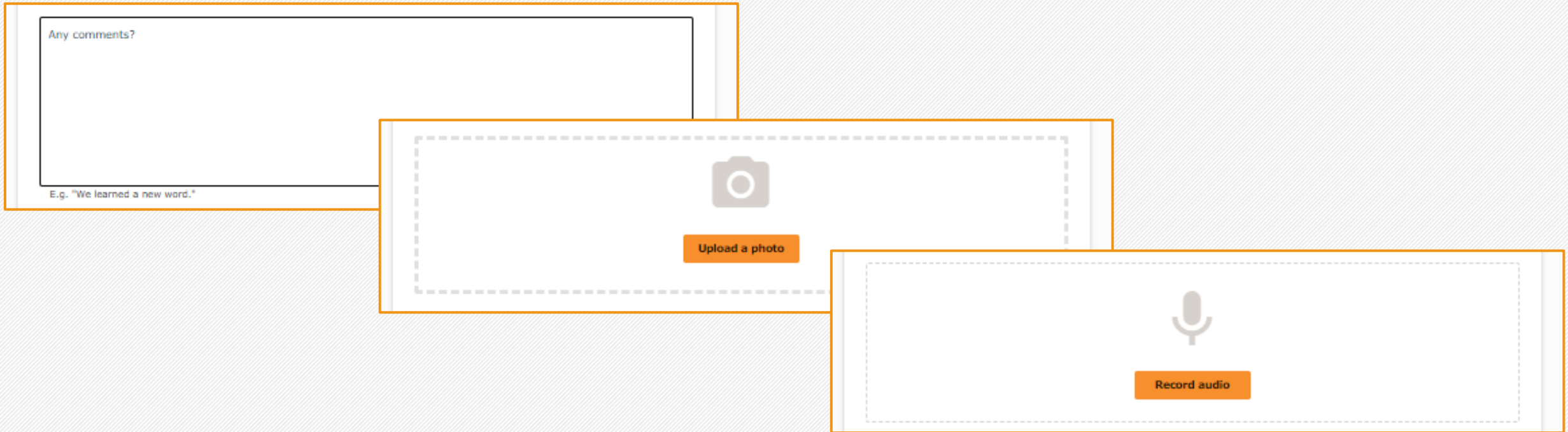
The screenshot shows a mobile application interface for logging reading progress. At the top, there is a navigation bar with a back arrow on the left and seven day buttons: MON 31, TUE 01, TODAY, THU 03, FRI 04, SAT 05, and SUN 06. Each day button has a circular icon below it: a green plus sign for MON 31, a purple plus sign for TUE 01, a purple plus sign for TODAY, and grey clock icons for THU 03, FRI 04, SAT 05, and SUN 06. Below the navigation bar is a text input field with the placeholder text "What book are you reading?". Underneath this field is a question "Did you finish this book?" with two radio button options: "Yes" (which is unselected) and "No" (which is selected). At the bottom of the form is another text input field with the placeholder text "Which page did you get to?".

@learnwparents

www.learningwithparents.com

Step 3

You can leave a comment, upload a picture, or record audio!




@learnwparents

www.learningwithparents.com



We Read



- Use your **mobile phone** to log reading – no need to find a pencil!
- **No need to remember a log in** – we send you a magic link each week which takes you directly to your child's log
- Choose how you log reading – **record audio**, write a comment or upload a photo
- Children love recording audio and it helps **motivate them to read** at home

@learnwparents

www.learningwithparents.com

Any questions?

