




Welcome to Year 1

Today's slides will be available on
the school website.



Year 1 Staff



- Miss Taylor (Warwickshire) and Miss Bashford (West Midlands)
- Mrs Zafar (Warwickshire) and Mrs Cooper (West Midlands)
- Additional staff who may be working with your children include:
 - Mrs. Wilkinson who is the school's SEND Coordinator;
 - Mrs Hussain and Mrs Begum and Mrs Hamida who support Mrs. Wilkinson, will also be supporting specific children in the year group.
 - Mrs Pitfield, our Read Write Inc. manager, will carry out phonics assessments with all of the children each half term.



Routines



Soft start - From 8:45, we are in the classrooms with activities set up for the children which include practicing prior learning to build understanding and fluency. It is therefore advantageous to be arriving at school nearer to 8:45 than to 8:55!





Children are provided with a piece of fruit as a snack but they may bring their own. These must be limited to fruit or non-chocolate based cereal bars. Any inappropriate snacks, like crisps or chocolate, will be confiscated and returned at the end of the school day. We are a nut free school.

All children should have a water bottle in school. In the long run it is much cheaper to buy a water bottle than use single use bottles of water but if you do, please encourage your child to reuse these so that we are not creating large amounts of plastic waste in school. Home-time Safe dismissal outside classroom, by the windows. Adults please stay behind the barrier, your child will be sent to you.



English

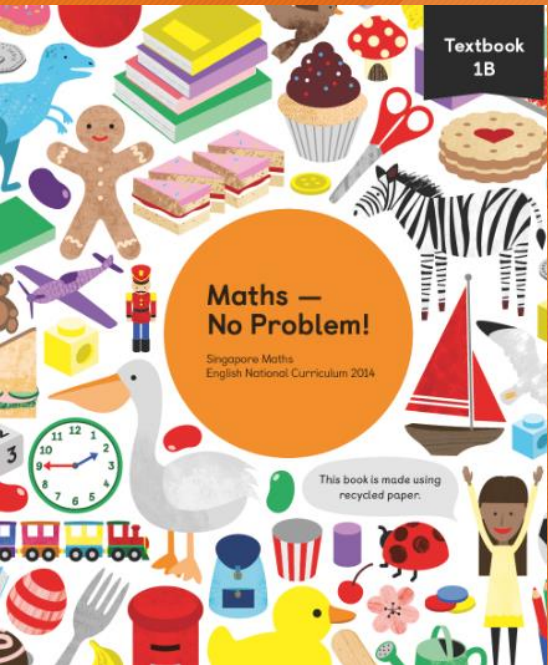
- Some of the books we will be reading...



- An overview of the maths units and a worked example for the main method being taught for each of the four operations so that should they be able to, parents can practise these with their children



Maths



Textbook 1A

Content Priority ?

Book Contents

9 Chapters

1 CHAPTER 1
Numbers to 10 >

2 CHAPTER 2
Number Bonds >

3 CHAPTER 3
Addition within 10 >

4 CHAPTER 4
Subtraction within 10 >

5 CHAPTER 5
Positions >

6 CHAPTER 6
Numbers to 20 >

7 CHAPTER 7
Addition and Subtraction within 20 >

8 CHAPTER 8
Shapes and Patterns >

9 CHAPTER 9
Height and Length >



Science

An overview of the science units for each half term:

- **Seasonal Change** - Children will observe seasonal changes through indoor and outdoor learning.
- **Everyday Materials** - Children will learn about the properties of different materials.
- **Plants** - Children will learn about various plants in the local environment.
- **Animal including Humans** - Children will learn about the five different animal groups.
- **We are Scientists** - Children will learn how to work scientifically, including field trips, experiments and investigations.



History



Autumn 1: World Wide Web

Children will be learning about World Wide Web creator Tim Berners Lee. They will question 'How is my childhood different to my parent's childhood?' and will understand what life was like before the Internet.

Autumn 2: Guy Fawkes

Who was Guy Fawkes? Why did Guy Fawkes and his fellow conspirators want to assassinate the king?

Spring 1: Malala Yousafzai

The importance of childhood education. How did Malala's life make her a campaigner for fairer education?



History



Spring 2:

300 Years of Birmingham

Summer 1: The Queen Elizabeth II and King Charles III

The life and achievements of Queen Elizabeth II and King Charles III.

Summer 2: Elizabeth I and Kenilworth

How did Elizabeth I become Queen? Compare the lives of Elizabeth I and Elizabeth II.

Kenilworth Castle Visit - The link between Elizabeth I and Kenilworth.



Geography



- **Autumn 1: Farming** - Field trip to a local farm.

What is a farm? How do farmers use the land to produce food?

- **Autumn 2: Finding Your Way Around Yorkmead**

Bird's eye view. Compass directions (N,S,E,W) How do people use maps to find their way?

- **Spring 1: The Seven Continents**

The Globe. Our Island and continental neighbours. What is a Continent and how are they connected?



Geography



- **Spring 2: The Five Oceans**


The Oceans and their locations. Comparing oceans and asking how they are connected to continents? Pollution of our Oceans.

- **Summer 1: The UK**

Countries and cities within the UK. Where in the British Isles are the countries of the United Kingdom?

- **Summer 2: Our Local Area**

- *Where in the world are we? Children will be using their directional skills to read a map of our local area.*



Art and Design



Wassily Kandinsky 1866...



Wassily Kandinsky – 610 artworks ...

- Art and Design is taught in the first half of each term.
- In the autumn term, we will work with the children to develop their **sketching** technique. We study the illustrations of Axel Scheffler and draw and sketch witches, based on the book, Room on the broom.
- **Painting** skills are taught in the spring term , learning about the abstract artist Wassily Kandinsky.
- In the Summer, children will learn about **printing** techniques, taking inspiration from the artist Esther Mahlangu.



Design and Technology (DT)

- Design & Technology in the second half of each term. DT is a very practical subject where pupils learn to be engineers. If you would like to practice some of the practical skills covered with your child, details about all of the projects we use in school are available on the school website under Curriculum Menu.
- In the **autumn term ; Mechanisms- levers and sliders.**
- We will be making moving picture books about Goldilocks and the Three Bears.
- In the spring term; **Food- Preparing fruit and veg (Rainbow fruit salad).**
- In the summer term, **Structures(Make a bridge for the 3 Billy Goats Gruff to cross).**
 - **Please let us know if your child has dietary needs or food allergies.**



Computing

- In computing, the children will learn how to create their own computer **programs** using Scratch. As Scratch is an online resource, children can access it from home so please do encourage your child to share with you what they have learnt in school and build on this by exploring the app further.
- Additionally, during the year children will learn about **online safety, technology around us, digital painting, programming robots and digital writing.**
- **E-Safety is an important part of our computing curriculum where** children learn how to behave appropriately and keep themselves safe online. Details of how you can protect your child whilst they are using the Internet for a range of different devices can be found on the school website on the 'Our School' menu.



Music

Kapow
Primary™

1. Keeping The Pulse
2. Tempo
3. Dynamics
4. Sound Patterns
5. Pitch
6. Musical Symbols



P.E.

Areas of PE:

Core skills

Dance

Gymnastics

Ball Skills

Yoga

Dodgeball

- In Year 1, P.E. will take place on **Mondays and Thursdays. (one outdoor and one indoor lesson.)**
- As in previous years, children should come to school that day in their P.E. clothes.
- Teachers will ensure that children remove all jewellery prior to PE lessons. Stud earrings should be removed so if your child wears them, please ensure that they are able to remove them (or perhaps don't wear them on P.E. days!).



Year 1 Trips

In the Autumn Term, Year 1 will be going on a geography field trip to **Mount Pleasant Farm** as part of their geography topic, all about farming. **Thursday 10th October - this is expected to cost £11.66 per child.**

In the spring we will go pond dipping (**Birmingham Eco Park**) as part of our Science topic “Animals including humans.”

We will also visit **Kenilworth Castle** as part of our history topic Queen Elizabeth 1 in the Summer Term.



Behaviour

- At Yorkmead, we have three simple rules:

Rule 1. I will be polite at all times

Rule 2. I will keep my hands and feet to myself

Rule 3. I will follow instructions immediately

- In each classroom, children's behavior is managed through the zone board.
- Children who finish the day in 'Consequence' will spend their break the following day on the 'Reflection Table';
- Frequent visits to the Reflection Table may lead to parents being called in to school to meet with Mr. Newman-Smith.






Homework & Supporting Your Child at Home

- Homework will be handed out on **Monday** and should be returned, completed by **Friday**. This change was made following feedback from some parents about homework at the weekend.
- All pupils have access to Mathletics and Numbots.
- By encouraging your child to access these online resources, you will be providing them with the opportunity to raise their achievement, both this year and into the future.
- But Most of all encourage your child to read- reading at home regularly has a huge impact on your child's long term academic attainment.



Reading at Home




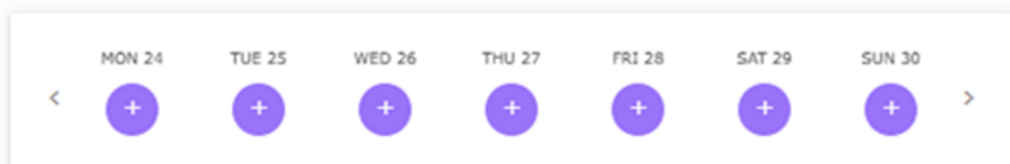
- Every week, the children have the opportunity to visit the library and borrow one book.
- Year 1 will visit the school library every Wednesday (West Midlands) Thursday (Warwickshire).
- Y1: Additionally, the children have a RWInc reading book which they should read at home multiple times (at least three) to build fluency.
- When you read with or listen to your child read, it is really important that this is recorded so that we can monitor home reading, and support where necessary. The system for recording home reading remains online...

•



Milo's reading log

 Read on 5 more days to reach this week's target



History

Week starting Monday 10 July




Milo Example read the book **harry potter** with you and got to Page 34.

For Tuesday 11 July

Comment

Learned the word wizard

Audio recording



Step 1

Click on the magic link in the reading notification to take you to your child's reading log.

The screenshot displays the 'Milo's reading log' interface. At the top, there is a yellow banner with a book icon and the text 'Read on 5 more days to reach this week's target'. Below this is a navigation bar with days of the week from Monday 24 to Sunday 30, each with a purple plus icon. The 'History' section shows a week starting Monday 10 July. A specific entry for Tuesday 11 July shows 'Milo Example' reading 'harry potter' to 'Page 34'. The entry includes a comment 'Learned the word wizard' and an audio recording player with a 0:00 duration and a download icon.

@learnwparents

www.learningwithparents.com

Step 2

Click on the day you would like to log reading for and fill in the information about the book.

MON 31 TUE 01 TODAY THU 03 FRI 04 SAT 05 SUN 06

< + + + ⌚ ⌚ ⌚ ⌚

What book are you reading?

Did you finish this book?

Yes

No

Which page did you get to?



We Read



- Use your **mobile phone** to log reading – no need to find a pencil!
- **No need to remember a log in** – we send you a magic link each week which takes you directly to your child's log.
- Choose how you log reading – **record audio**, write a comment or upload a photo.
- Children love recording audio and it helps **motivate them to read** at home.



Statutory Assessments

- In Year One, all of the children complete the Phonics Screening Check which assesses children's ability to read aloud words containing the 44 sounds taught.
- The Phonics Screening Check will be administered during the week of the 9th June 2025.
- To ensure your child is ready, simply ensure they are reading their R.W.Inc. home reading book to an adult or older sibling multiple times each week.

Thank you for coming.....

If you would like to speak with your child's class teacher, please arrange to speak with them after school, or email the office with your request.

Any Questions?