



Welcome to Year 3

Today's slides will be available on
the school website.



Year 3 Staff

- Mrs Zimmer and Mr Dearing
- Mrs Casey, Mrs Cave
- Additional staff who may be working with your children include:
 - Ms. Wilkinson who is the school's SEND Coordinator;
 - Mrs Hussain and Mrs. Casey, who support Ms. Wilkinson, will also be supporting specific children in the year group.
 - Mrs Pitfield, our Read Write Inc. manager, will carry out phonics assessments with any children on the phonics programme each half term.
 - Mrs Smith and Mrs Casey will support the Y3 children in reading lessons with an approach to early reading in the classroom for all of the children who have completed our phonics scheme. This is to support fluency and reading for pleasure.
 - Mrs Smith, our school librarian, will support specific children to develop reading fluency and enjoyment of reading.



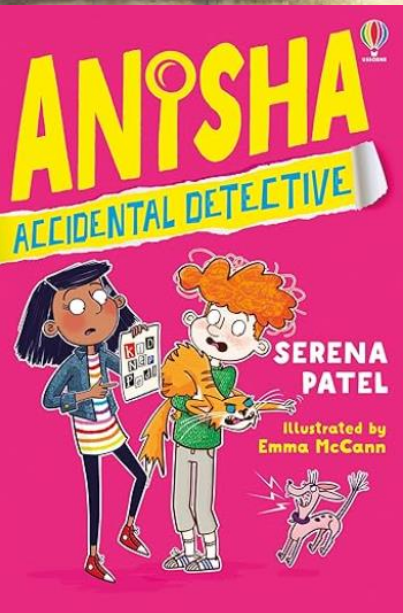





Routines

- Soft start - From 8:45, we are in the classrooms with activities set up for the children which include practicing prior learning to build understanding and fluency. It is therefore advantageous to be arriving at school nearer to 8:45 than to 8:55!
- Children may bring a snack into school for playtime. These must be limited to fruit or non-chocolate based cereal bars. Any inappropriate snacks, like crisps or chocolate, will be confiscated and returned at the end of the school day.
- All children should have a water bottle in school. In the long run it is much cheaper to buy a water bottle than use single use bottles of water but if you do, please encourage your child to reuse these so that we are not creating large amounts of plastic waste in school;



English





Maths

Numbers and Place value

Calculations including

- Addition and subtraction
- Multiplication and division

Measurement including

- Length
- Mass
- Volume
- Money
- Time
- Perimeter

Pictographs and bar graphs

Fractions

Shapes, lines and angles

	AUTUMN TERM	SPRING TERM	SUMMER TERM
Week 1	Number and Place Value: Numbers to 1000 LESSON BREAKDOWN	Measurement: Length LESSON BREAKDOWN	Statistics: Pictographs and Bar Graphs LESSON BREAKDOWN
Week 2			Fractions, Decimals and Percentages: Fractions LESSON BREAKDOWN
Week 3	Measurement: Mass LESSON BREAKDOWN		
Week 4	Measurement: Volume LESSON BREAKDOWN		
Week 5		Calculations: Addition and Subtraction LESSON BREAKDOWN	
Week 6			
Week 7	Calculations: Multiplication and Division LESSON BREAKDOWN	Measurement: Money LESSON BREAKDOWN	Geometry – Properties of Shapes: Angles LESSON BREAKDOWN
Week 8			Geometry – Properties of Shapes: Lines and Shapes LESSON BREAKDOWN
Week 9		Measurement: Time LESSON BREAKDOWN	
Week 10	End-of-year (B) Tests and Remediation		
Week 11			Calculations: Further Multiplication and Division LESSON BREAKDOWN
Week 12			



Science

- Animals including Humans- How our body (including our skeleton) works and the diet that our body needs to function effectively
- Forces and Magnets- How magnets work, magnetic and non-magnetic objects and the range of forces (such as forward drive and friction) that there in action every day!
- Light- How light travels, reflection and the importance of reflective objects in certain situations, how shadows are created
- Plants- Different parts of a plant, what they do and the different ways that seeds are dispersed
- Rocks and Soils- The names and properties of different types of rock, how different types of rock can be used for particular purposes based on their properties, how fossils and formed and the properties of soil
- We are Scientists- Planning and conducting scientific enquiries based on our learning



History

- Ancient Egypt
- Cradles of Civilisation
- The Indus Valley
- Persia and Greece
- Ancient Greece
- Alexander the Great



Geography

- Rivers
- Mountains
- Settlements and Cities
- Agriculture
- Volcanoes
- Climate and Biomes



Art and Design & Design & Technology

- Art and Design is taught in the first half of each term and Design & Technology in the second half of each term.
- In the autumn term, we will work with the children to develop their sketching technique. Painting skills are taught in the spring term and in the summer we will be learning printing.
- Design and Technology is a very practical subject where pupils learn to be 'engineers'. If you would like to practise some of the practical skills covered with your child, details about all of the projects we use in school are available on the school website on the curriculum menu.



Computing

- In computing, the children will learn how to create their own computer programs using Scratch. As Scratch is an online resource, children can access it from home so please do encourage your child to share with you what they have learnt in school and build on this by exploring the app further.
- Additionally, during the year 3 children will learn animation, systems and networks, programming, desktop publishing.

E-Safety is an important part of our computing curriculum where children learn how to behave appropriately and keep themselves safe online. Details of how you can protect your child whilst they are using the Internet for a range of different devices can be found on the school website on the 'Our School' menu.



Music

- Ballads
- Creating compositions in response to an animation (Theme: Mountains)
- Developing singing technique (Theme: The Vikings)
- Pentatonic melodies and composition (Theme: Chinese New Year)
- Jazz
- Traditional instruments and improvisation (Theme: India)



P.E. including swimming

- In Year 3, P.E. will take place on Wednesdays and Fridays.
- As in previous years, children should come to school in their P.E. clothes.
- P.E. clothes include black shorts or tracksuit bottoms and a plain white t-shirt. During colder months, children may also wear a sweatshirt for their outdoor P.E. lesson.
- Teachers ensure that children remove all jewellery prior to PE lessons. Stud earrings should be removed so if your child wears them, please ensure that they are able to remove them (or perhaps don't wear them on P.E. days!).
- We will be swimming in the Spring term. If possible, it would be great if your child could experience a trip to the swimming pool at Fox Hollies before they begin and practise drying and dressing themselves if they can't already do this.
- Swimming takes place on Tuesday mornings. Children will need to bring a swimming costume and a towel in a bag large enough to hold their school clothes and shoes.



Year 3 Trips

- March 2025- We will be visiting a Hindu Mandir to further our RE topic on Hinduism.
- May 2025- We will visit Lapworth museum to further our Science topic of rocks and fossils.



Behaviour

- At Yorkmead, we have three simple rules:

Rule 1. I will be polite at all times

Rule 2. I will keep my hands and feet to myself

Rule 3. I will follow instructions immediately

- In each classroom, children's behavior is managed through the zone board.
- Children who finish the day in 'Consequence' will spend their break the following day on the 'Reflection Table';
- Frequent visits to the Reflection Table will lead to parents being called in to school to meet with Mr. Newman-Smith.





Homework & Supporting Your Child at Home

- Homework will be handed out on Monday and should be returned, completed by Friday.
- All pupils have access to Times Table Rockstars, Mathletics and ReadTheory. By encouraging your child to access these online resources, you will be providing them with the opportunity to raise their achievement, both this year and into the future.
- But... Most of all encourage your child to read - reading at home regularly has a huge impact on your child's long term academic attainment.




Reading at Home

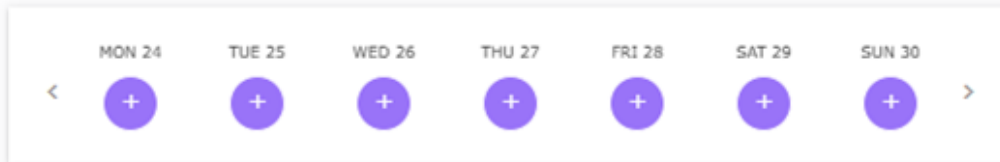
- Every week, the children have the opportunity to visit the library and borrow two books.
- Our Library day will be Tuesday for Gwynedd, Thursdays for Gloucestershire.
- Additionally, each classroom has home reading books available which the children can exchange whenever they have completed their current book so your child should have no shortage of quality reading material at home!
- When you read with or listen to your child read, it is really important that this is recorded so that we can monitor home reading and support where necessary. The system for recording home reading is the same as last years reading logs.







Milo's reading log

 Read on 5 more days to reach this week's target




History

Week starting Monday 10 July

 **Milo Example** read the book **harry potter** with you and got to Page 34.
For Tuesday 11 July 

Comment
Learned the word wizard

Audio recording

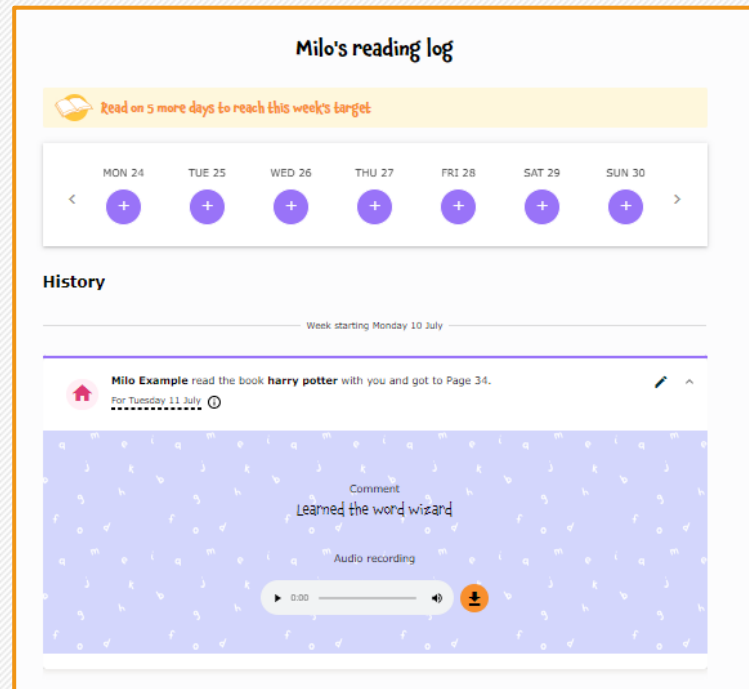


@learnwparents

www.learningwithparents.com

Step 1

Click on the magic link in the reading notification to take you to your child's reading log

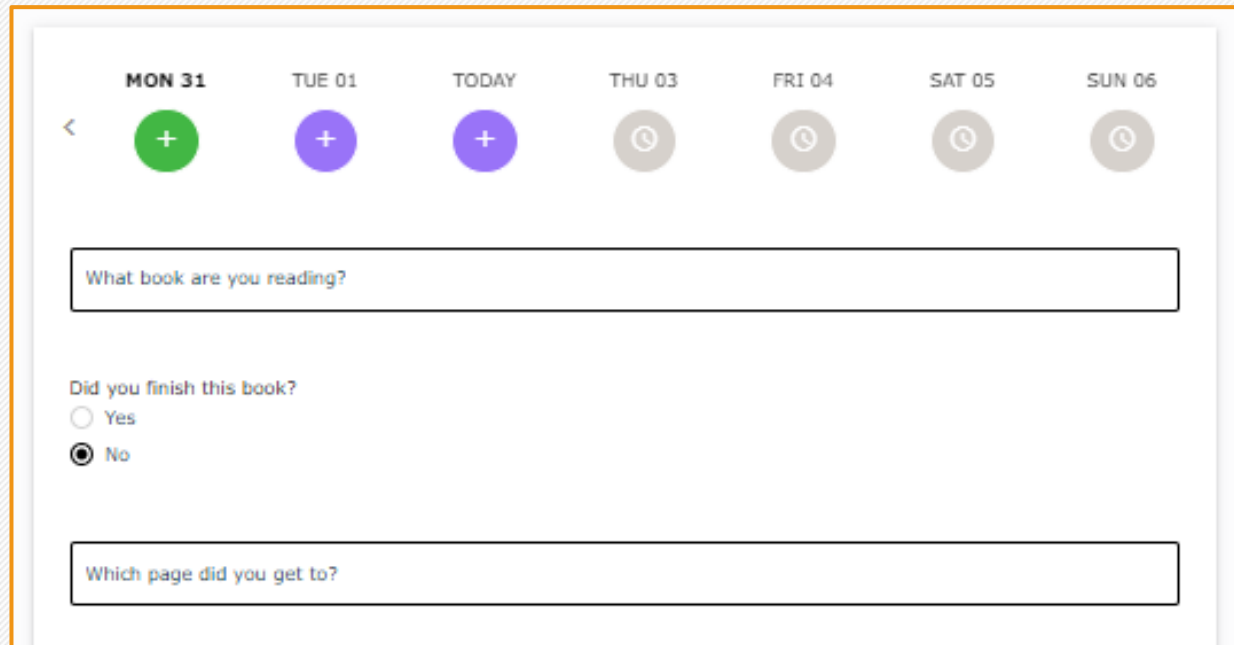


@learnwparents

www.learningwithparents.com

Step 2

Click on the day you would like to log reading for and fill in the information about the book



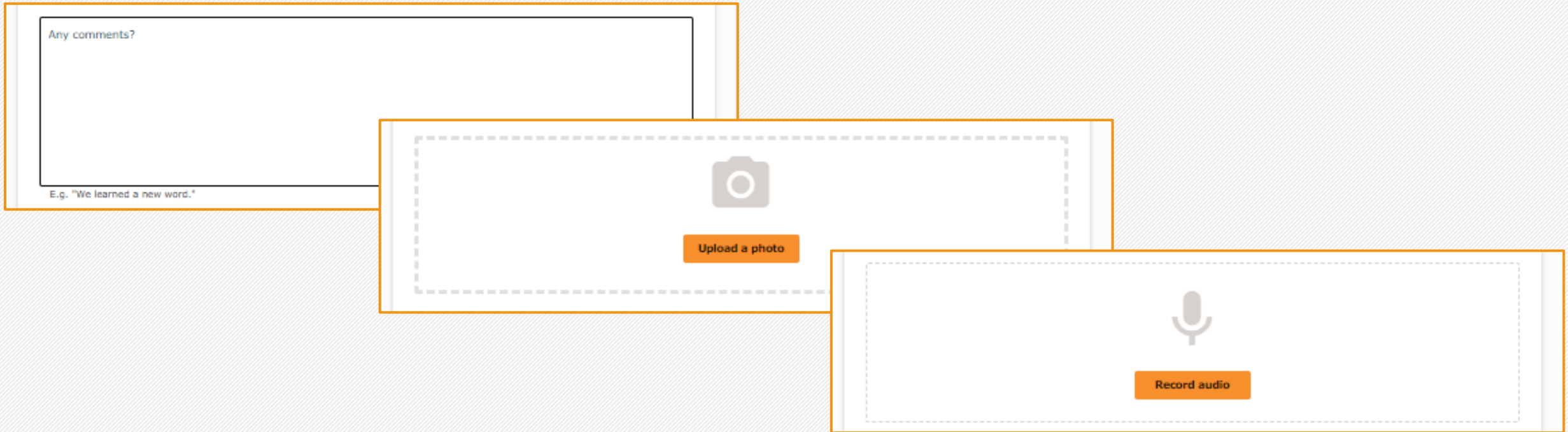
The screenshot shows a mobile application interface for logging reading progress. At the top, there is a navigation bar with a back arrow on the left and seven day buttons: MON 31, TUE 01, TODAY, THU 03, FRI 04, SAT 05, and SUN 06. Each day button has a circular icon below it: a green plus sign for MON 31, a purple plus sign for TUE 01, a purple plus sign for TODAY, and grey clock icons for THU 03, FRI 04, SAT 05, and SUN 06. Below the navigation bar is a text input field with the placeholder text "What book are you reading?". Underneath this field is a question "Did you finish this book?" with two radio button options: "Yes" (unselected) and "No" (selected). At the bottom of the form is another text input field with the placeholder text "Which page did you get to?".

@learnwparents

www.learningwithparents.com

Step 3

You can leave a comment, upload a picture, or record audio!




@learnwparents

www.learningwithparents.com



We Read



- Use your **mobile phone** to log reading – no need to find a pencil!
- **No need to remember a log in** – we send you a magic link each week which takes you directly to your child's log
- Choose how you log reading – **record audio**, write a comment or upload a photo
- Children love recording audio and it helps **motivate them to read** at home

@learnwparents

www.learningwithparents.com

Earn stars



Reading
Week starting Monday
01 May



Reading
Week starting Monday
24 April

Any questions?

