



Welcome to Year 1





Purpose

- Who is who in year 1
- Our Values
- Routines
- What will your children will be learning this year?
- Key information:
 - Trips
 - Behaviour
 - Reading at home
- How else can you support your child at home?
- NFER Tests for maths and reading, twice a year
- Phonics Screening Test in Summer.
- Any questions?



Year 1 Staff

- Miss Taylor (Sussex) and Miss Saleem (Cornwall)
- Mrs Zafar (Sussex) and Mrs Cooper (Cornwall)
- Additional staff who may be working with your children include:
 - Ms. Wilkinson who is the school's SEND Coordinator;
 - Mrs Bibi, who supports Ms. Wilkinson, will also be supporting specific children in the year group.
 - Mrs Pitfield, our Read Write Inc. manager, will carry out phonics assessments with all of the children each half term.
- Welcome to our Parent Ambassadors. Mrs Qureshi and Mrs Khan

The School Values



'All Together': Children learn the importance of teamwork and collaboration and understand that we all have a role to play to listen to, support and encourage each other to achieve our goals.



'Being Open Minded': Children are encouraged to be open to new ideas and recognise and be tolerant of different perspectives to their own.



'Curiosity': Children learn that being curious makes them better learners and improves remembering. Consequently, our children are encouraged to ask questions and wonder about the world around them and understand that there is always more to learn.

The School Values



'Determination': Children are encouraged to be resilient and understand that sometimes learning is difficult. Children are encouraged to embrace mistakes and learn from them.



'Empathy': Children are encouraged to understand the feelings of others, to show kindness and to help and support one another emotionally.



'Fairness': Children are encouraged to treat others as they want to be treated themselves with honesty and respect and understand that all children at Yorkmead have the right to be successful. Children understand that other children may have different needs to their own and that fairness does not always mean everyone is supported in the same way and that success looks different for different individuals.



Routines



Soft start - From 8:45, we are in the classrooms with activities set up for the children which include practicing prior learning to build understanding and fluency. It is therefore advantageous to be arriving at school nearer to 8:45 than to 8:55!

Children are provided with a piece of fruit as a snack but they may bring their own. These must be limited to fruit or non-chocolate based cereal bars. Any inappropriate snacks, like crisps or chocolate, will be confiscated and returned at the end of the school day. We are a nut free school. We no longer share sweets for birthdays due to pupil allergies.

All children should have a water bottle in school. In the long run it is much cheaper to buy a water bottle than use single use bottles of water but if you do, please encourage your child to reuse these so that we are not creating large amounts of plastic waste in school. Home-time Safe dismissal outside classroom, by the windows. Adults please stay behind the barrier, your child will be sent to you.



Our Curriculum - What we teach


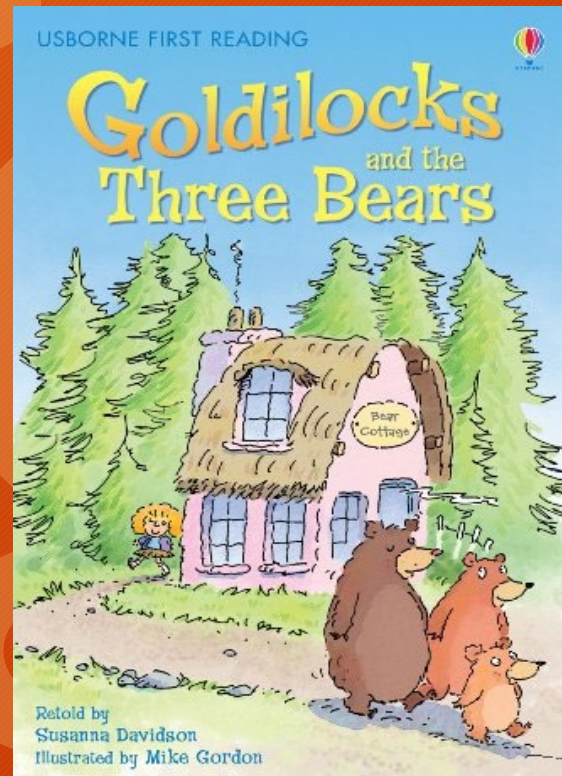

Each week the children will have lessons in the following subjects:

- English
- Mathematics
- Science
- History
- Geography
- Religion
- Physical Education (P.E.)
- Art or Design & Technology
- Computing
- Music
- PSHE



English

- Some of the books we will be reading...





Maths



Textbook 1A

Content Priority ?

Book Contents

9 Chapters

1 CHAPTER 1
Numbers to 10 >

2 CHAPTER 2
Number Bonds >

3 CHAPTER 3
Addition within 10 >

4 CHAPTER 4
Subtraction within 10 >

5 CHAPTER 5
Positions >

6 CHAPTER 6
Numbers to 20 >

7 CHAPTER 7
Addition and Subtraction within 20 >

8 CHAPTER 8
Shapes and Patterns >

9 CHAPTER 9
Height and Length >



Maths

Chapters in Textbook 1B

[Chapter 10 - Numbers to 40](#)

[Chapter 11 - Addition and Subtraction Word Problems](#)

[Chapter 12 - Multiplication](#)

[Chapter 13 - Division](#)

[Chapter 14 - Fractions](#)

[Chapter 15 - Numbers to 100](#)

[Chapter 16 - Time](#)


[Chapter 17 - Money](#)

[Chapter 18 - Volume and Capacity](#)

[Chapter 19 - Mass](#)

[Chapter 20 - Space](#)







Practical



Three rabbits share
12 carrots equally.
How many do they
each get?



Sharing equally



Science

- An overview of the science units for each half term.

Science Overview	Autumn 1	Autumn 2	Spring 1	Spring 2	Summer 1	Summer 2
Year One	<i>No Science this half term</i>	Seasonal Change	Everyday Materials	Plants	Animals inc. Humans	We Are Scientists (Working Scientifically)



History



Autumn 1: World Wide Web

Children will be learning about World Wide Web creator Tim Berners Lee. They will question 'How is my childhood different to my parent's childhood?' and will understand what life was like before the Internet.

Autumn 2: Guy Fawkes

Who was Guy Fawkes? Why did Guy Fawkes and his fellow conspirators want to assassinate the king?

Spring 1: Malala Yousafzai

The importance of childhood education. How did Malala's life make her a campaigner for fairer education?



History



Spring 2:

300 Years of Birmingham

Summer 1: The Queen Elizabeth II and King Charles III

The life and achievements of Queen Elizabeth II and King Charles III.

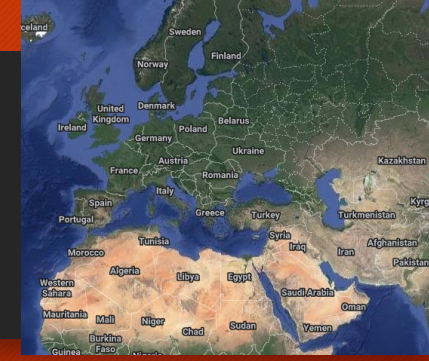
Summer 2: Elizabeth I and Kenilworth

How did Elizabeth I become Queen? Compare the lives of Elizabeth I and Elizabeth II.

Kenilworth Castle Visit - The link between Elizabeth I and Kenilworth.



Geography



- **Autumn 1: Farming** - Field trip to a local farm.

What is a farm? How do farmers use the land to produce food?

- **Autumn 2: Finding Your Way Around Yorkmead**

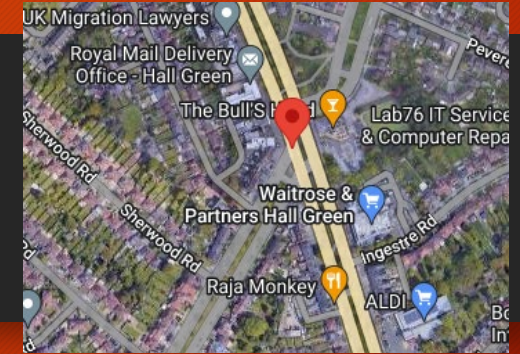
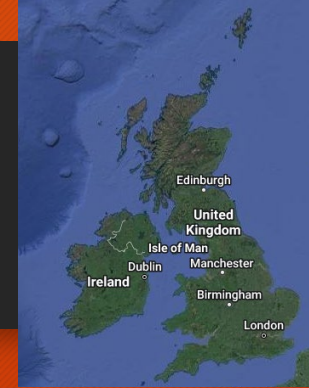
Bird's eye view. Compass directions (N,S,E,W) How do people use maps to find their way?

- **Spring 1: The Seven Continents**

The Globe. Our Island and continental neighbours. What is a Continent and how are they connected?



Geography



- **Spring 2: The Five Oceans**

The Oceans and their locations. Comparing oceans and asking how they are connected to continents? Pollution of our Oceans.

- **Summer 1: The UK**

Countries and cities within the UK. Where in the British Isles are the countries of the United Kingdom?

- **Summer 2: Our Local Area**

- *Where in the world are we? Children will be using their directional skills to read a map of our local area.*



Design and Technology (DT)

- Art and Design is taught in the first half of each term and Design & Technology in the second half of each term.
- In the **autumn term** ; **Mechanisms- levers and sliders.**
- We will be making moving picture books about Goldilocks and the Three Bears.
- In the spring term; **Food- Preparing fruit and veg (Rainbow fruit salad).**
- In the summer term, **Mechanisms-Wheels and Axles- (Moving toy).**
- Please let us know if your child has dietary needs or food allergies.



Art and Design




Wassily Kandinsky 1866...



Wassily Kandinsky – 610 artworks ...

- Art and Design is taught in the first half of each term and Design & Technology in the second half of each term.
- In the autumn term, we will work with the children to develop their **sketching** technique. We study the illustrations of Axel Scheffler and draw and sketch witches, based on the book, Room on the broom.
- **Painting** skills are taught in the spring term , learning about the abstract artist Wasilly Kandinsky.
- In the Summer, children will learn about **printing** techniques, taking inspiration from the artist Esther Mahlangu.



Computing

Year 1 Unit Overview	5
Unit 1.1 – Online Safety & Exploring Purple Mash	5
Unit 1.2 – Grouping & Sorting.....	5
Unit 1.3 - Pictograms.....	6
Unit 1.4 – Lego Builders	6
Unit 1.5 – Maze Explorers	7
Unit 1.6 – Animated Story Books	7
Unit 1.7 – Coding.....	8
Unit 1.8 – Spreadsheets	9
Unit 1.9 – Technology outside school.....	9
English National Curriculum Objectives (Key Stage 1).....	10

- In computing, the children will learn how to create their own computer programs using Purple Mash. As Purple Mash is an online resource, children can access it from home so please do encourage your child to share with you what they have learnt in school and build on this by exploring the app further.
- E-Safety is an important part of our computing curriculum where children learn how to behave appropriately and keep themselves safe online. Details of how you can protect your child whilst they are using the Internet for a range of different devices can be found on the school website on the ‘Our School’ menu.



Music

Musical vocabulary (Under the sea)

Journey into the unknown and explore under the sea through music, movement, chanting and the playing of tuned percussion instruments.

Lessons: 5

[View lessons](#)

Pulse and rhythm (Theme: All about me)

Children learn to identify the difference between the pulse and rhythm of a song and consolidate their understanding of these concepts through listening and performing activities.

Lessons: 5

[View lessons](#)

Classical music, dynamics and tempo (Theme: Animals)

Children use their bodies and instruments to listen and respond to pieces of classical music that represent animals.

Lessons: 5

[View lessons](#)

Timbre and rhythmic patterns (Theme: Fairytales)

Through fairy tales, children are introduced to the concept of timbre; learning that different sounds can represent characters and key moments in a story.

Lessons: 5

[View lessons](#)

Pitch and tempo (Theme: Superheroes)

Learning how to identify high and low notes and to compose a simple tune, children investigate how tempo changes help tell a story and make music more exciting.

Lessons: 5

[View lessons](#)

Vocal and body sounds (Theme: By the sea)

Children make links between music, sounds and environments and use percussion, vocal and body sounds to represent calm or stormy seas.

Lessons: 5

[View lessons](#)

**Musical
vocabulary
(Theme:
Under the
sea)**

**Pulse and
rhythm
(Theme:
All about
me)**

**Classical
music,
dynamics and
tempo
(Theme:
Animals)**

**Timbre
and
rhythmic
patterns
(Theme:
Fairy tales)**

**Pitch
and
tempo
(Theme:
Super
heroes)**

**Vocal and
body
sounds:
(Theme:
By the
sea)**



P.E.

3 Areas of PE Core skills Dance Gymnastics

- In Year 1, P.E. will take place on **Mondays and Thursdays. (One outdoor and one indoor lesson).**
- As in previous years, children should come to school that day in their P.E. clothes. No shoe-laces please.
- Teachers will ensure that children remove all jewellery prior to PE lessons. Stud earrings should be removed so if your child wears them, please ensure that they are able to remove them (or perhaps don't wear them on P.E. days).

Exceeding

- I try several times if at first I don't succeed and I ask for help when appropriate.

Expected

- I can work on simple tasks by myself.
- I can follow instructions and practise safely.

Emerging

- I enjoy working on simple tasks with help.



Coordination

Footwork



Static Balance

One Leg

Lesson 1



Warm-Up

Bike Adventure



Skill

Footwork



Skill Application

I'm Riding on My Bike



Review Method

Time Shares



Year 1 Trips

In the Autumn Term, Year 1 will be going on a geography field trip to **Mount Pleasant Farm** as part of their geography topic, all about farming. Thursday 12th October.

In the spring we will go pond dipping (**Birmingham Eco Park**) as part of our Science topic “Animals including humans.”

We will also visit **Kenilworth Castle** as part of our history topic Queen Elizabeth 1 in the Summer Term.



Behaviour

- At Yorkmead, we have three simple rules:

Rule 1. I will be polite at all times

Rule 2. I will keep my hands and feet to myself


Rule 3. I will follow instructions immediately

- In each classroom, children's behavior is managed through the zone board.
- Children who finish the day in 'Consequence' will spend their break the following day on the 'Reflection Table';
- Frequent visits to the Reflection Table may lead to parents being called in to school to meet with Mr. Newman-Smith.





Reading at Home



- Every week, the children have the opportunity to visit the library and borrow one book.
- Year 1 will visit the school library every Wednesday (Cornwall) Thursday (Sussex). Remember your book bag!
- Y1/2: Additionally, the children have a RWInc reading book which they should read at home multiple times to build fluency.
- When you read with or listen to your child read, it is really important that this is recorded in your child's online reading journal.
-



Learning With Parents

- But... Most of all encourage your child to read - reading at home regularly has a huge impact on your child's long term academic attainment.

The screenshot shows the Learning With Parents website homepage. At the top left is the Learning With Parents logo. To the right are navigation links: "Latest news", "We Read Digital reading log", "English & Maths", and "About". A yellow "Log in" button is on the far right. Below the navigation is a light blue banner with the text "Join our team! We are seeking an Operations Coordinator. [Apply here](#)". The main content area features the heading "Supporting children's learning at home" and the subtext "Helping families to have enjoyable learning experiences together." Below this is another yellow "Log in" button. The bottom half of the page is filled with several circular images showing diverse families and children engaged in various learning activities, such as reading, playing with blocks, and using a laptop.

The infographic is titled "We Read: The digital reading log" and "How it works". It features a central circular flow diagram with three steps: 1. "Click on the link in the email/text from us" (with an envelope icon), 2. "Read together with your child" (with a photo of a parent and child reading), and 3. "Take a photo or record an audio clip to show your teacher how it went" (with a photo of a child reading). At the bottom, there are social media icons for Twitter (@learnwparents) and Facebook (@LearningwithParents), along with the website URL www.learningwithparents.com. A cartoon koala character is also present at the bottom right.



The certificate is titled "Congratulations!" and is surrounded by a decorative border of various educational icons like a book, apple, pencil, and globe. The text reads: "This certificate is awarded to:" followed by a blank space for a name, and "for their great work on Learning with Parents this term!". Below this, there are fields for "Date:" and "Signed:".



Homework & Supporting Your Child at Home

- All pupils have access to Mathletics and Purple Mash.
- By encouraging your child to access these online resources, you will be providing them with the opportunity to raise their achievement, both this year and into the future.

purple mash AISHA MUHAMMAD:

Username:	AMUHAMMAD2
Password:	 2  1
Parent Code	f5fe5e5a


<https://www.purplemash.com/yorkmead/family>

login.mathletics.com



USERNAME HAK20590
PASSWORD play58
HAWWA K.
Sussex
Mathletics

How many rabbits?





Statutory Assessments

- In Year One, all of the children complete the phonics screening check which assesses children's ability to read aloud words containing the 44 sounds taught.
- The phonics screening check will be administered over the course of week, in the Summer Term.
- To ensure your child is ready, simply ensure they are reading their R.W.Inc. home reading book to an adult or older sibling multiple times each week.
- Children's phonics is assessed every 6 weeks in class.
- Thank you.