



Welcome to Year 6

Today's slides will be available on
the school website.



Year 6 Staff

- Mr. Eustace, Ms Harley and Mrs Lucking are the Y6 Teachers. Mr Eustace is in 6 County Antrim and Ms Harley/Mrs Lucking are the teachers for 6 Northumberland.
- Additional staff who may be working with your children include:
 - Ms. Wilkinson who is the school's SEND Coordinator;
 - Mrs Bibi and Mrs. Casey, who support Ms. Wilkinson, will also be supporting specific children in the year group.
 - Mrs Smith, our school librarian, will support specific children to develop reading fluency and enjoyment of reading.

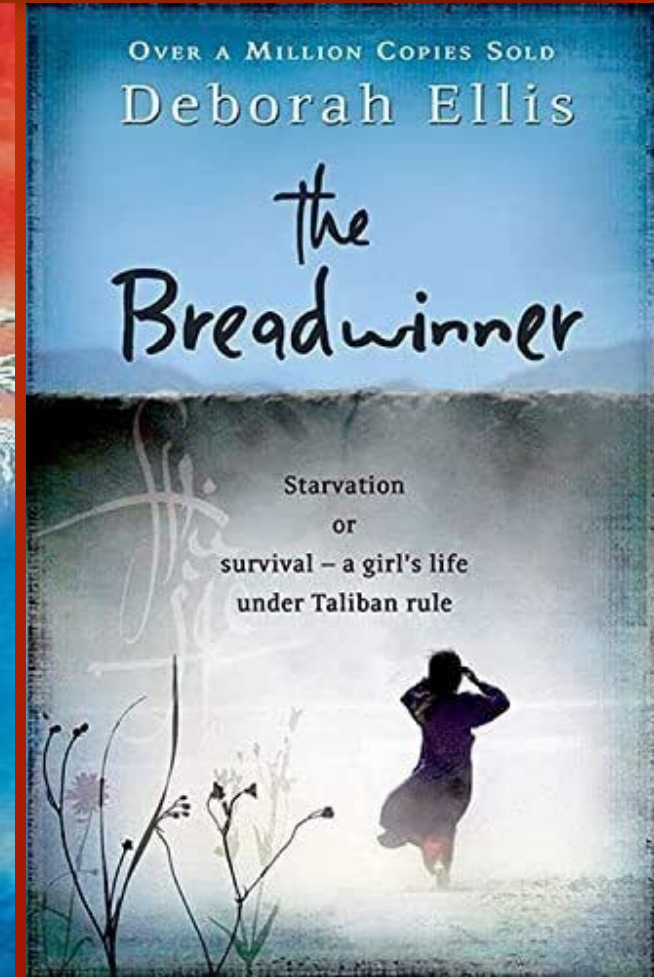




Routines

- Soft start - From 8:45, we are in the classrooms with activities set up for the children which include practicing prior learning to build understanding and fluency. It is therefore advantageous to be arriving at school nearer to 8:45 than to 8:55!
- Children may bring a snack into school for playtime. These must be limited to fruit or non-chocolate based cereal bars. Any inappropriate snacks, like crisps or chocolate, will be confiscated and returned at the end of the school day.
- All children should have a water bottle in school. In the long run it is much cheaper to buy a water bottle than use single use bottles of water but if you do, please encourage your child to reuse these so that we are not creating large amounts of plastic waste in school.



English - Reading & Writing





Maths

1

CHAPTER 1
Numbers to 10 Million



2

CHAPTER 2
Four Operations on Whole Numbers



3

CHAPTER 3
Fractions



4

CHAPTER 4
Decimals



5

CHAPTER 5
Measurements



6

CHAPTER 6
Word Problems



7

CHAPTER 7
Percentages



8

CHAPTER 8
Ratio



9

CHAPTER 9
Algebra



10

CHAPTER 10
Area and Perimeter



11

CHAPTER 11
Volume



12

CHAPTER 12
Geometry



13

CHAPTER 13
Position and Movement



14

CHAPTER 14
Graphs and Averages



15

CHAPTER 15
Negative Numbers





Science

In Science, we will be covering the following units:

- Animals Including Humans
- Light
- Electricity
- Living Things & their Habitats
- Evolution and Adaptation



History

The History units we will be learning about are as follows:

- Christianity in 3 Empires
- Arabia & Early Islam
- Cordoba: The City of Light
- The Round City: Baghdad
- The Anglo Saxons
- Lady of the Mercians



Geography

The Geography units we will be learning about are as follows:

- Tourism
- Earthquakes
- Deserts
- Why is California so thirsty?
- Oceans
- Migration



Computing

- In computing, the children will learn how to create their own computer programs using Purple Mash. As Purple Mash is an online resource, children can access it from home so please do encourage your child to share with you what they have learnt in school and build on this by exploring the app further.
- Additionally, during the year children will learn...

6.6 Networks (3) / 6.8 Binary (4)	6.7 Quizzing (6)	6.4 Blogging (4)	6.3 Spreadsheets (6)	6.1 Coding (6)
--	------------------------	------------------------	----------------------------	-------------------

- E-Safety is an important part of our computing curriculum where children learn how to behave appropriately and keep themselves safe online. Details of how you can protect your child whilst they are using the Internet for a range of different devices can be found on the school website on the 'Our School' menu.



Art and Design & Design & Technology

- Art and Design is taught in the first half of each term and Design & Technology in the second half of each term.
- In the autumn term, we will work with the children to develop their sketching techniques. Painting skills are taught in the spring term and in the summer we will be learning sculpture.
- Design and Technology is a very practical subject where pupils learn to be 'engineers'. If you would like to practise some of the practical skills covered with your child, details about all of the projects we use in school are available on the school website on the curriculum menu.



Music

Year 6	Year 5 unit South and West Africa	Year 5 unit Composition to represent the festival of colour (Theme: Holi festival)	Year 6 unit Advanced rhythms	Year 6 unit Dynamics, pitch and tempo (Theme: Fingal's Cave)	Year 6 unit Theme and Variations (Theme: Pop art)	Year 6 unit Composing and performing a Leavers' Song
--------	--------------------------------------	--	---------------------------------	---	---	---

- Children who have elected to continue their journey learning to play the clarinet will have their lessons on Wednesdays and elective brass lessons will take place on Fridays.



P.E.

- In Year 6, P.E. will take place on Mondays and Wednesdays.
- As in previous years, children should come to school in their P.E. clothes.
- P.E. clothes include dark shorts or tracksuit bottoms and a plain white t-shirt. During colder months, children may also wear a sweatshirt for their outdoor P.E. lesson.
- Teachers ensure that children remove all jewellery prior to PE lessons. Stud earrings should be removed so if your child wears them, please ensure that they are able to remove them (or perhaps don't wear them on P.E. days!).



Year 6 Trips

- Young Shakespeare Company (October): £11.32
- Mosque / Art & Design Visit: Cost of transport will be approximately £7-9
- West Midlands Safari Park (July): approximately £23.



Behaviour

- At Yorkmead, we have three simple rules:

Rule 1. I will be polite at all times

Rule 2. I will keep my hands and feet to myself

Rule 3. I will follow instructions immediately

-
- In each classroom, children's behavior is managed through the zone board.
- Children who finish the day in 'Consequence' will spend their break the following day on the 'Reflection Table';
- Frequent visits to the Reflection Table will lead to parents being called in to school to meet with Mr. Newman-Smith.





Homework & Supporting Your Child at Home

- Homework will be handed out on Monday and should be returned, completed by Friday. This change was made following feedback from some parents about homework at the weekend.
- All pupils have access to Times Table Rockstars, Mathletics and ReadTheory. By encouraging your child to access these online resources, you will be providing them with the opportunity to raise their achievement, both this year and into the future.
- But... most of all, encourage your child to read - reading at home regularly has a huge impact on your child's long term academic attainment.



Reading at Home

- Every fortnight, the children have the opportunity to visit the library and borrow two books.
- Y3-6: Additionally, each classroom has home reading books available which the children can exchange whenever they have completed their current book so your child should have no shortage of quality reading material at home!
- When you read with or listen to your child read, it is really important that this is recorded so that we can monitor home reading and support where necessary. The system for recording home reading has changed this year...





Milo's reading log

 Read on 5 more days to reach this week's target



	MON 24	TUE 25	WED 26	THU 27	FRI 28	SAT 29	SUN 30	
<	+	+	+	+	+	+	+	>

History

Week starting Monday 10 July

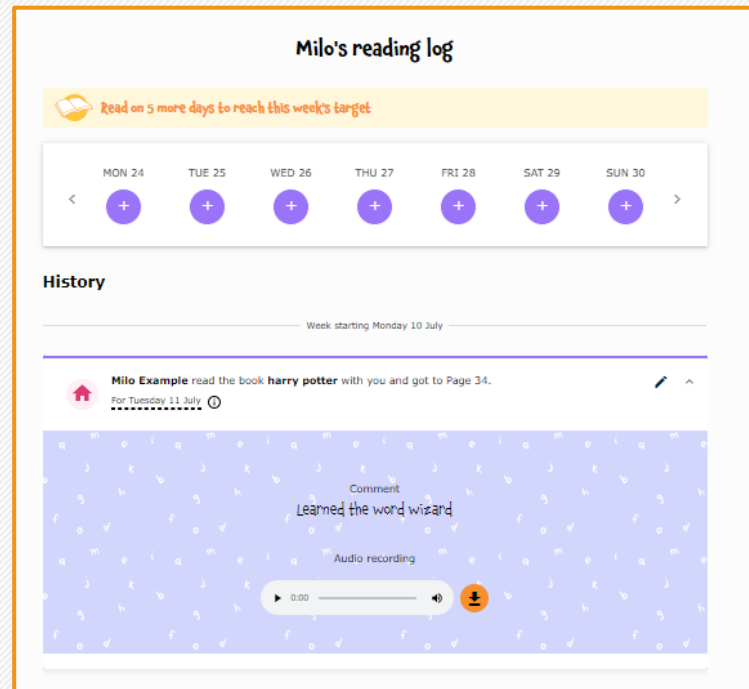
 **Milo Example** read the book **harry potter** with you and got to Page 34.
For Tuesday 11 July 

Comment
Learned the word wizard

Audio recording
▶ 0:00  

Step 1

Click on the magic link in the reading notification to take you to your child's reading log

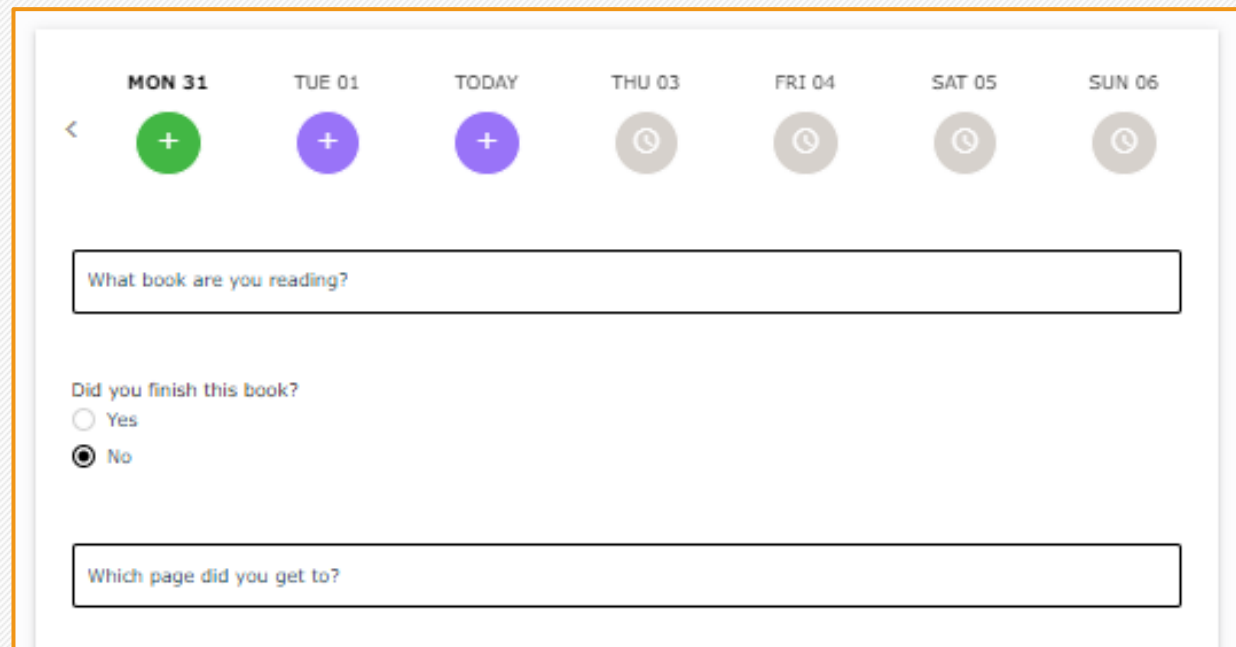


@learnwparents

www.learningwithparents.com

Step 2

Click on the day you would like to log reading for and fill in the information about the book



The screenshot shows a mobile application interface for logging reading progress. At the top, there is a navigation bar with a back arrow on the left and seven day selection buttons: MON 31, TUE 01, TODAY, THU 03, FRI 04, SAT 05, and SUN 06. The 'TODAY' button is highlighted with a purple circle containing a plus sign, while the other days have grey circles with a clock icon. Below the navigation bar is a text input field with the placeholder text 'What book are you reading?'. Underneath this field is a question 'Did you finish this book?' with two radio button options: 'Yes' (unselected) and 'No' (selected). At the bottom of the form is another text input field with the placeholder text 'Which page did you get to?'. The entire form is enclosed in a white box with a thin orange border.

@learnwparents

www.learningwithparents.com

Step 3

You can leave a comment, upload a picture, or record audio!

Any comments?

E.g. "We learned a new word."

Upload a photo

Record audio

@learnwparents

www.learningwithparents.com



We Read

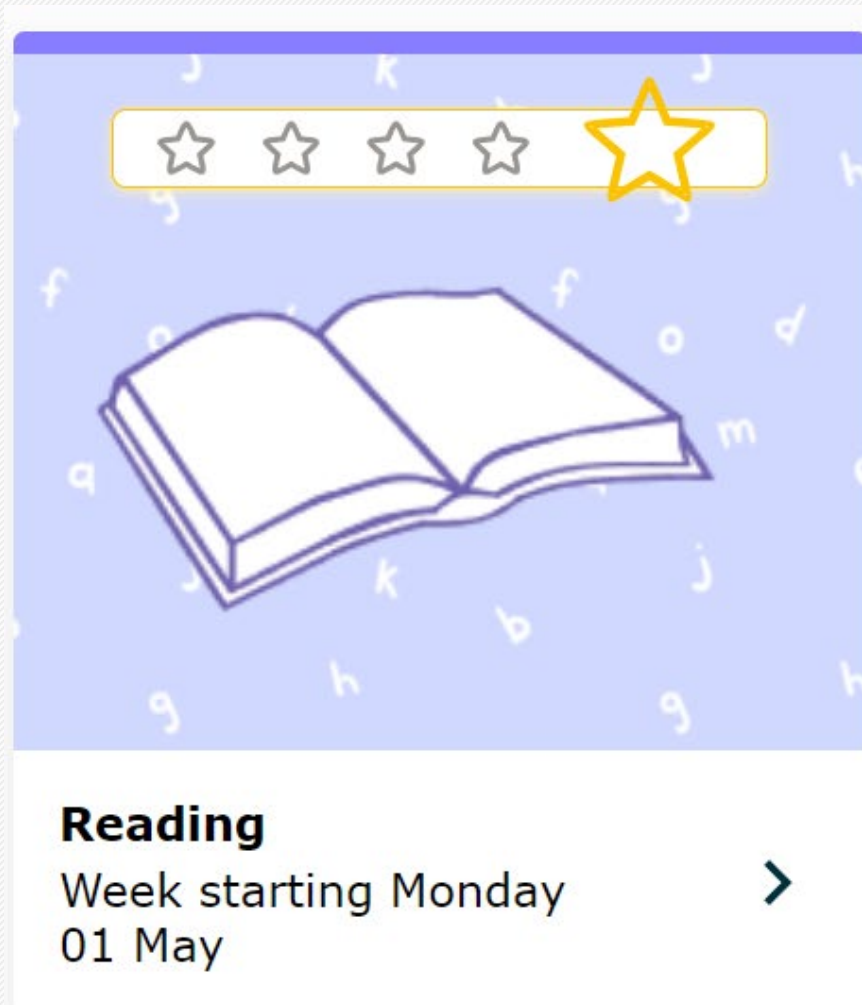


- Use your **mobile phone** to log reading – no need to find a pencil!
- **No need to remember a log in** – we send you a magic link each week which takes you directly to your child's log
- Choose how you log reading – **record audio**, write a comment or upload a photo
- Children love recording audio and it helps **motivate them to read** at home

@learnwparents

www.learningwithparents.com

Earn stars



A reading card with a light blue background featuring scattered lowercase letters. At the top, a yellow-bordered bar contains five stars; the first four are white with black outlines, and the fifth is a larger yellow star with a black outline. Below the bar is a white line drawing of an open book. At the bottom, the text reads "Reading" in bold, "Week starting Monday" on the next line, and "01 May" on the third line. A dark blue chevron arrow points to the right.

Reading
Week starting Monday
01 May



A reading card with a light blue background featuring scattered lowercase letters. At the top, a yellow-bordered bar contains five stars; the first four are white with black outlines, and the fifth is a larger yellow star with a black outline. Below the bar is a white line drawing of an open book. At the bottom, the text reads "Reading" in bold, "Week starting Monday" on the next line, and "24 April" on the third line. A dark blue chevron arrow points to the right.

Reading
Week starting Monday
24 April



We Read



Reading challenge...

Year 6 need to read in as many places as possible! For example: outside, in the car, on public transport, in a library!

@learnwparents

www.learningwithparents.com



Statutory Assessments

Next year, the KS2 statutory assessments will take place between 13th and 16th of May.

We will provide more details about these nearer the time but in the meantime please do ensure your child is reading regularly and completing their homework - this will create good habits ready for their transition to secondary school.