



# Welcome to Learning with Parents

2022-2023



@learnwparents  
[www.learningwithparents.com](http://www.learningwithparents.com)

# Parents & carers are a child's most important adult



What do you want your child to achieve with their reading this year?

@learnwparents

[www.learningwithparents.com](http://www.learningwithparents.com)



### Milo's reading log

Read on 5 more days to reach this week's target

MON 24   TUE 25   WED 26   THU 27   FRI 28   SAT 29   SUN 30

< + + + + + + >

#### History

Week starting Monday 10 July

**Milo Example** read the book **harry potter** with you and got to Page 34.  
For Tuesday 11 July

Comment  
Learned the word wizard

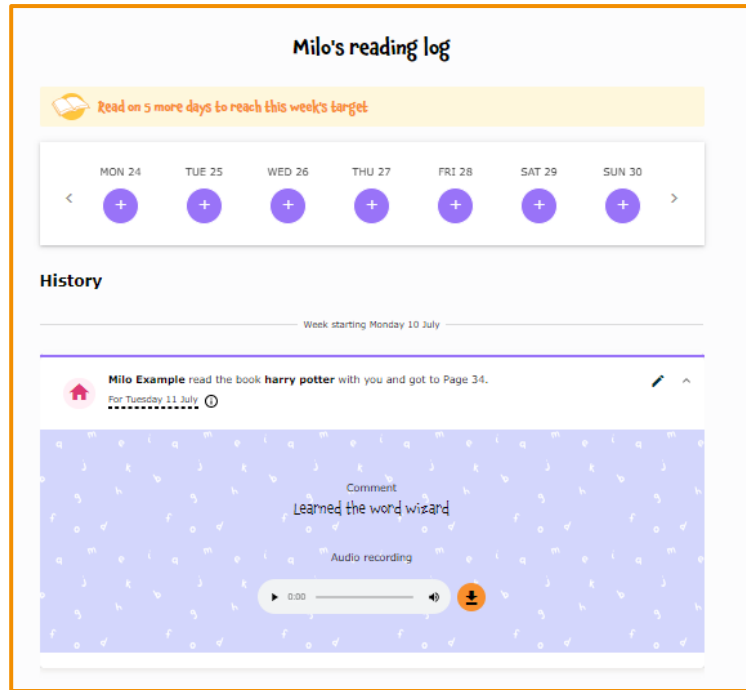
Audio recording  
▶ 0:00 ◀

@learnwparents

[www.learningwithparents.com](http://www.learningwithparents.com)

# Step 1

Click on the magic link in the reading notification to take you to your child's reading log

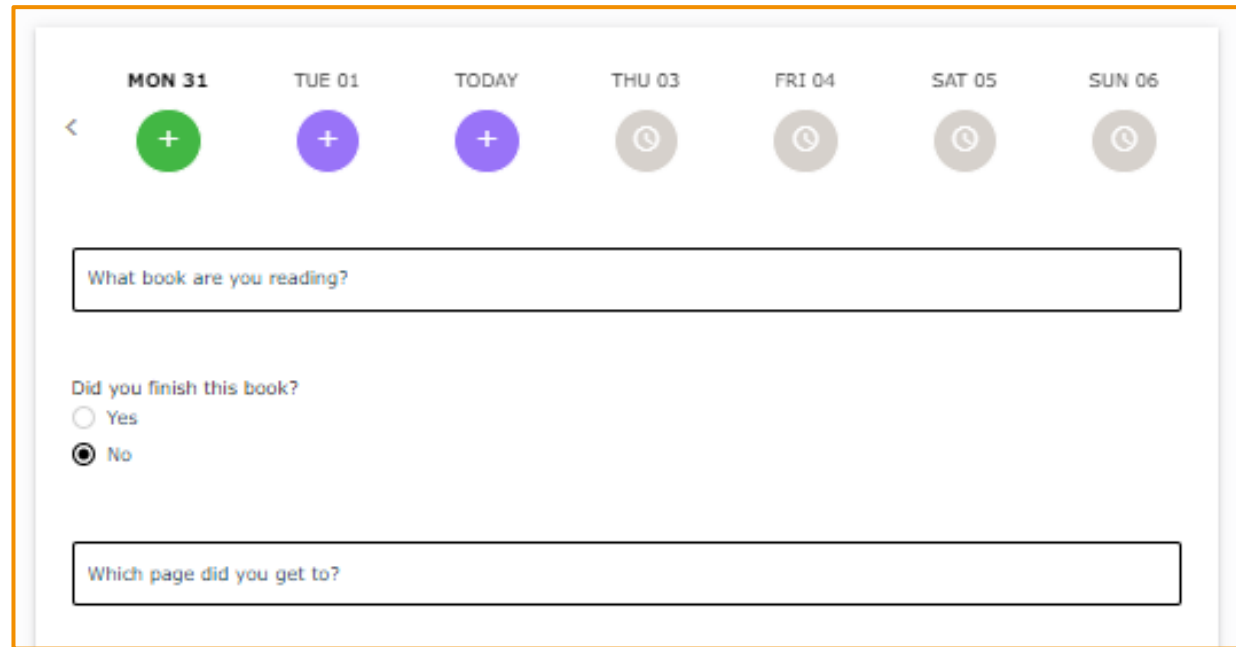


@learnwparents

[www.learningwithparents.com](http://www.learningwithparents.com)

# Step 2

Click on the day you would like to log reading for and fill in the information about the book



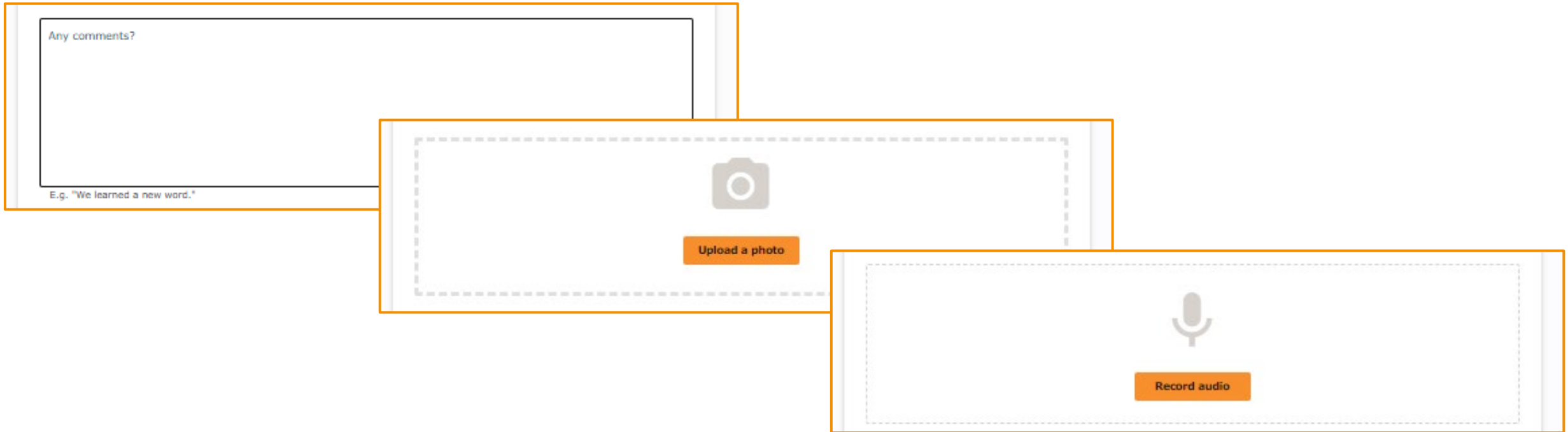
The screenshot shows a mobile application interface for logging reading progress. At the top, there is a navigation bar with a back arrow on the left and seven day buttons: MON 31, TUE 01, TODAY, THU 03, FRI 04, SAT 05, and SUN 06. Each day button has a circular icon below it: a green plus sign for MON 31, a purple plus sign for TUE 01, a purple plus sign for TODAY, and grey clock icons for THU 03, FRI 04, SAT 05, and SUN 06. Below the navigation bar is a text input field with the placeholder text "What book are you reading?". Underneath this field is a question "Did you finish this book?" with two radio button options: "Yes" (which is unselected) and "No" (which is selected). At the bottom of the form is another text input field with the placeholder text "Which page did you get to?".

@learnwparents

[www.learningwithparents.com](http://www.learningwithparents.com)

# Step 3

You can leave a comment, upload a picture, or record audio!



@learnwparents

[www.learningwithparents.com](http://www.learningwithparents.com)



# We Read



- Use your **mobile phone** to log reading – no need to find a pencil!
- **No need to remember a log in** – we send you a magic link each week which takes you directly to your child's log
- Choose how you log reading – **record audio**, write a comment or upload a photo
- Children love recording audio and it helps **motivate them to read** at home

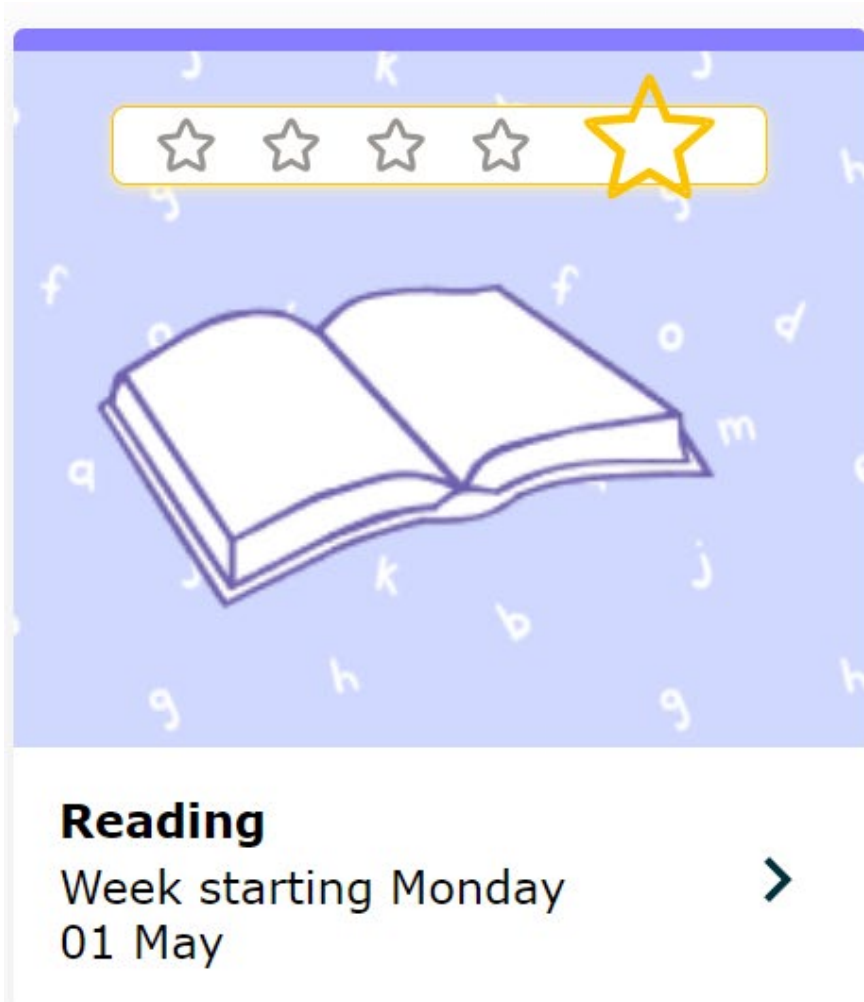
---

[@learnwparents](#)

[www.learningwithparents.com](http://www.learningwithparents.com)



# Earn stars



**Reading**  
Week starting Monday  
01 May



**Reading**  
Week starting Monday  
24 April

@learnwparents

[www.learningwithparents.com](http://www.learningwithparents.com)



# Support

We have different ways to support you:

FAQs on the website

Instant chat on the website

Or email us and we will get back to you within 3 working days.

[hello@learningwithparents.com](mailto:hello@learningwithparents.com)



---

[@learnwparents](https://www.instagram.com/learnwparents)

[www.learningwithparents.com](http://www.learningwithparents.com)