



Welcome to Year 3

Today's slides will be available on
the school website.



Year 3 Staff

- **Teachers:** Miss Ahmed and Mr Dearing
- **TA:** Miss Bodin
- **Additional staff who may be working with your children include:**
 - Ms. Wilkinson who is the school's SEND Coordinator;
 - Mrs Hussain and Mrs. Doidge, who support Ms. Wilkionson, will also be supporting specific children in the year group.
 - For any children currently on the phonics programe, Mrs Pitfield, our Read Write Inc. manager, will carry out phonics assessments with all of the children each half term.
 - Mrs Smith will also support your children in reading lessons at various points throughout the year once children have completed our phonics scheme.








Routines

- Soft start - From 8:45, we are in the classrooms with activities set up for the children which include practicing prior learning to build understanding and fluency. It is therefore advantageous to be arriving at school nearer to 8:45 than to 8:55!
- Children may bring a snack into school for playtime. These must be limited to fruit or non-chocolate based cereal bars. Any inappropriate snacks, like crisps or chocolate, will be confiscated and returned at the end of the school day.
- All children should have a water bottle in school. In the long run it is much cheaper to buy a water bottle than use single use bottles of water but if you do, please encourage your child to reuse these so that we are not creating large amounts of plastic waste in school;



English





Maths

Numbers and Place value

Calculations including

- Addition and subtraction
- Multiplication and division

Measurement including

- Length
- Mass
- Volume
- Money
- Time
- Perimeter

Pictographs and bar graphs

Fractions

Shapes, lines and angles

	AUTUMN TERM	SPRING TERM	SUMMER TERM
Week 1	Number and Place Value: Numbers to 1000 LESSON BREAKDOWN	Measurement: Length LESSON BREAKDOWN	Statistics: Pictographs and Bar Graphs LESSON BREAKDOWN
Week 2			Fractions, Decimals and Percentages: Fractions LESSON BREAKDOWN
Week 3	Measurement: Mass LESSON BREAKDOWN		
Week 4	Measurement: Volume LESSON BREAKDOWN		
Week 5			
Week 6	Mid-year (A) Tests and Remediation		
Week 7	Calculations: Addition and Subtraction LESSON BREAKDOWN	Measurement: Money LESSON BREAKDOWN	Geometry – Properties of Shapes: Angles LESSON BREAKDOWN
Week 8			Geometry – Properties of Shapes: Lines and Shapes LESSON BREAKDOWN
Week 9		Measurement: Time LESSON BREAKDOWN	
Week 10	Calculations: Multiplication and Division LESSON BREAKDOWN	Measurement: Time LESSON BREAKDOWN	Measurement: Perimeter of Figures LESSON BREAKDOWN
Week 11			End-of-year (B) Tests and Remediation
Week 12			



Science

- Animals including Humans- How our body (including our skeleton) works and the diet that our body needs to function effectively
- Forces and Magnets- How magnets work, magnetic and non-magnetic objects and the range of forces (such as forward drive and friction) that there in action every day!
- Light- How light travels, reflection and the importance of reflective objects in certain situations, how shadows are created
- Plants- Different parts of a plant, what they do and the different ways that seeds are dispersed
- Rocks and Soils- The names and properties of different types of rock, how different types of rock can be used for particular purposes based on their properties, how fossils are formed and the properties of soil
- We are Scientists- Planning and conducting scientific enquiries based on our learning



History

- Ancient Egypt
- Cradles of Civilisation
- The Indus Valley
- Persia and Greece
- Ancient Greece
- Alexander the Great



Geography

- Rivers
- Mountains
- Settlements and Cities
- Agriculture
- Volcanoes
- Climate and Biomes



Art and Design & Design & Technology

- Art and Design is taught in the first half of each term and Design & Technology in the second half of each term.
- In the autumn term, we will work with the children to develop their sketching technique. Painting skills are taught in the spring term and in the summer we will be learning printing.
- Design and Technology is a very practical subject where pupils learn to be 'engineers'. If you would like to practise some of the practical skills covered with your child, details about all of the projects we use in school are available on the school website on the curriculum menu.



Computing

- In computing, the children will learn how to create their own computer programs using Scratch. As Scratch is an online resource, children can access it from home so please do encourage your child to share with you what they have learnt in school and build on this by exploring the app further.
- Additionally, during the year children will learn online safety, computing systems and networks, animation, desktop publishing.
- E-Safety is an important part of our computing curriculum where children learn how to behave appropriately and keep themselves safe online. Details of how you can protect your child whilst they are using the Internet for a range of different devices can be found on the school website on the 'Our School' menu.



Music

- Pitch (Theme: Musical Me)
- Ballads
- Creating compositions in response to an animation (Theme: Mountains)
- Pentatonic melodies and composition (Theme: Chinese New Year)
- Jazz
- Traditional instruments and improvisation (Theme: India)



P.E. including swimming

- In Year 3, P.E. will take place on Wednesdays and Fridays.
- As in previous years, children should come to school in their P.E. clothes.
- P.E. clothes include dark shorts or tracksuit bottoms and a plain white t-shirt. During colder months, children may also wear a sweatshirt for their outdoor P.E. lesson.
- Teachers ensure that children remove all jewellery prior to PE lessons. Stud earrings should be removed so if your child wears them, please ensure that they are able to remove them (or perhaps don't wear them on P.E. days!).
- We will be swimming in the summer term. If possible, it would be great if your child could experience a trip to the swimming pool at Fox Hollies before they begin and practise drying and dressing themselves if they can't already do this. Swimming takes place on Tuesday mornings. Children will need to bring a swimming costume and a towel in a bag large enough to hold their school clothes and shoes. For children who have already begun to learn to swim, a pair of goggles as part of their swimming kit would also be helpful.



Year 3 Trips

- October 2025- We will be visiting Birmingham museum to further develop our historical knowledge of Ancient Egypt.
- March 2025- We will be visiting a Hindu Mandir to further develop our RE knowledge surrounding Hinduism.
- May 2025- We will visit Lapworth museum to build our Science knowledge of rocks and fossils and geography knowledge of volcanoes.



Behaviour

- At Yorkmead, we have three simple rules:

Rule 1. I will be polite at all times

Rule 2. I will keep my hands and feet to myself

Rule 3. I will work hard and do my best

- In each classroom, children's behavior is managed through the zone board.
- Children who finish the day in 'Consequence' will spend their break the following day on the 'Reflection Table';
- Frequent visits to the Reflection Table will lead to parents being called in to school to meet with Mr. Newman-Smith.

Outstanding (3 Points)

Amazing (2 Points)

Lexie	Karina	Learn	Adrian
Zaneen	Humaira	int)	Aseel
Juwangya	Bilal		Alaa
Carloe	Abdolahman		Maya
Hussain	Muam		Adam
Burduin	Musheh		Zayn

Oshya	Sana
Alaa	Ayden
Jasra	Janet
Locher	Fasaa
Rafie	Momina
Uthman	Amrath

Reflect

Consequences



Homework & Supporting Your Child at Home

- Homework will be handed out on Monday and should be returned, completed by Thursday.
- All pupils have access to Times Table Rockstars and Mathletics. By encouraging your child to access these online resources, you will be providing them with the opportunity to raise their achievement, both this year and into the future.
- But... Most of all encourage your child to read - reading at home regularly has a huge impact on your child's long term academic attainment.



Reading at Home

- Every week, the children have the opportunity to visit the library and borrow two books.
- Library day for Year 3 Gloucestershire is Thursday. Gwynedd's Library day is Tuesday.
- Additionally, each classroom has home reading books available which the children can exchange whenever they have completed their current book so your child should have no shortage of quality reading material at home!
- When you read with or listen to your child read, it is really important that this is recorded so that we can monitor home reading and support where necessary. The system for recording home reading remains online...

- Use your **mobile phone** to log reading – no need to find a pencil!
- **No need to remember a log in** – we send you a magic link each week which takes you directly to your child's log
- Choose how you log reading – **record audio**, write a comment or upload a photo
- Children love recording audio and it helps **motivate them to read** at home.
- For help refer to the website.

@learnwparents

www.learningwithparents.com



The screenshot shows the Learning with Parents website. The top navigation bar includes links for Vacancies, Contact Us, School Email, School Money, and Cookie Policy. Below this is a secondary navigation bar with icons for Our School, Curriculum, Reading, Parents, Year Groups, Governors & Staff, and School Dog. The main header area features the text 'Electronic Reading Logs' and a list of links: Reading at home, First News, School Library, Read Write Inc, Free online audio books, Library Catalogue, Electronic Reading Logs, Book Dash (free online books), National Year One Phonics Screening Check, Volunteer with Bookmark, and Summer Reading. The main content area has an orange banner with the Learning with Parents logo and the text 'We Read: The digital reading log'. Below this is a section titled 'How it works' with a three-step process: 1. Click on the link in the email/text from us (with an envelope icon), 2. Read together with your child (with a photo of a parent and child reading), and 3. Take a photo or record an audio clip to show your teacher how it went (with a photo of a child reading). At the bottom, there are social media links for @learnwparents on Twitter and Facebook, and the website URL www.learningwithparents.com. A small illustration of a koala sitting on a chair reading a book is also present.

Having problems with the reading journal link?

Both parents/carers, where we have two different email addresses, should be receiving the link but if you have not received it, please do check to see if your child's other guardian has it to share with you.

Next, check your junk mail folder - we have had some parents report that they were receiving the link but it was being filtered as junk mail by their email app.

Finally, please send an email (from the email address you believe we have recorded for you) to enquiry@yorkmead.bham.sch.uk. Include in the email the names and classes of your children and we will check that the email you are using is the one registered with learningwithparents.com.

Any questions?

