
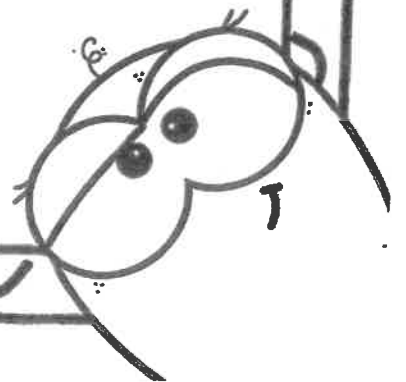





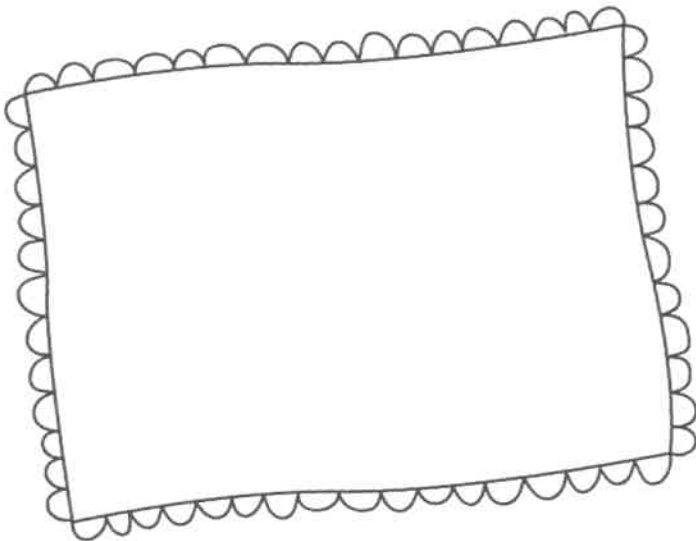


EXPRESS YOURSELF

with art



MINDFUL MOMENTS


Have fun doodling and making patterns. Fill in all the rectangles with different patterns.



HANDS



Draw around one of your hands and then decorate each finger with something you are good at



EYES CLOSED

Draw a picture with your eyes closed. How does it feel to be free to draw anything from your imagination




SUPERHERO



Draw yourself as a superhero. What is your super power? How does it feel being a superhero?



HEART FULL OF FEELINGS




Fill the heart
with colours to
represent your
emotions



HANDS



Draw around one of your hands and then decorate each finger with something you are good at



COLLAGE OF CALM

cut out colours
from old
magazines or
just use pencils



FUN TIMES



Draw a comic strip of a fun time that you had



HAPPY FEELINGS




What makes you
feel happy Draw
anything you
like!



TURN INTO AN ANIMAL!

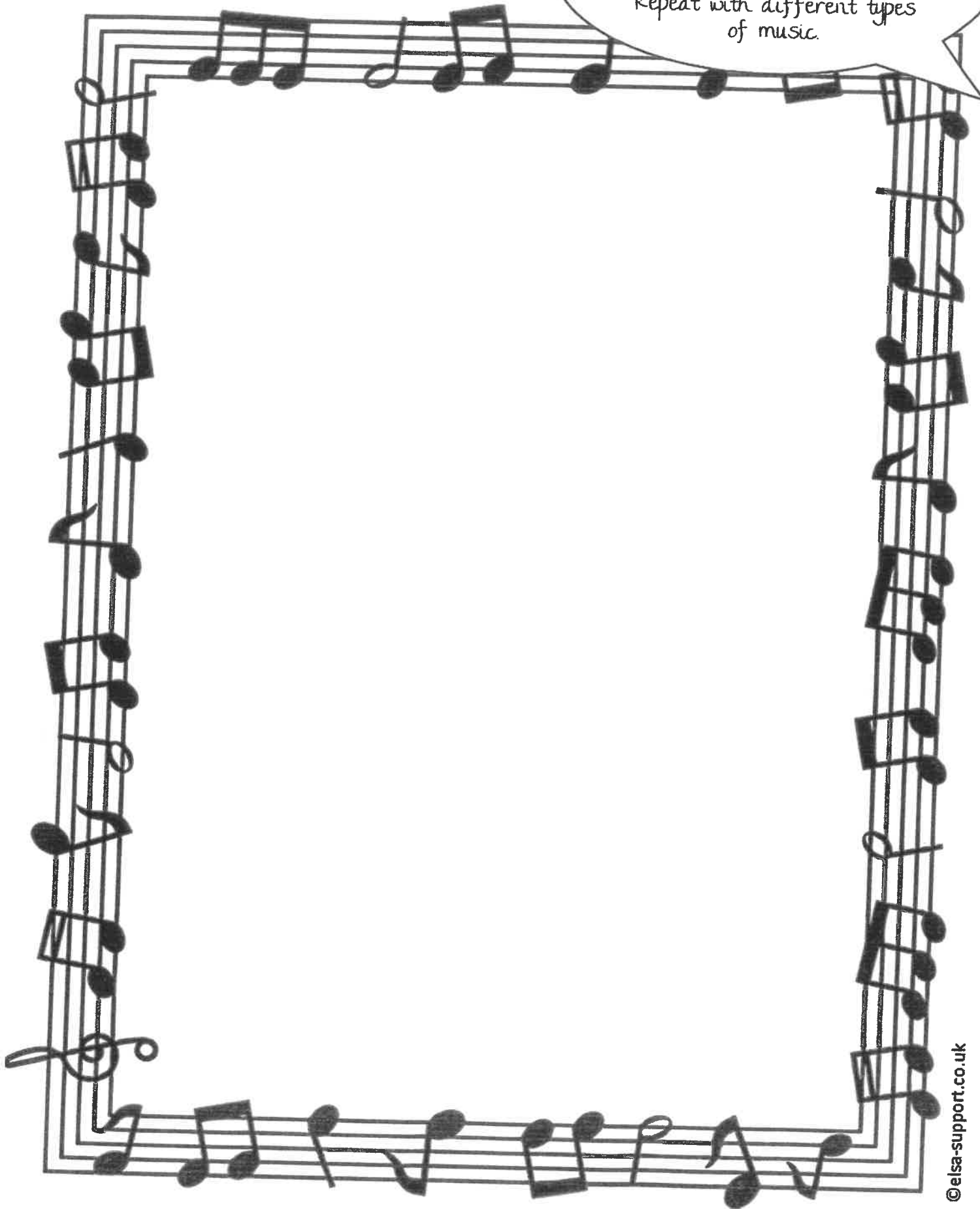


If you could choose an animal to turn into for one day which animal would you choose and why?




MUSIC

Listen to some music at the same time as drawing what is in your mind when listening to the music. Repeat with different types of music.



SCRIBBLINGS

Close your eyes
and scribble with
crayons. How does
it feel? What does
your drawing look
like?



Brain Break Breathing

Butterfly Breaths

Sit on the floor with the bottom of the feet touching and the knees bent out to the sides. Put your hands on your ankles and gently bounce your knees like you are flapping butterfly wings. Close your eyes and breathe slowly and calmly. Be sure to take slow deep breaths in and out. Pretend you are flying to your favorite place in the whole world. Imagine what it looks like. What do you see? What do you hear? What does it feel like? Imagine you are flying around and you are happy and calm. Now it is time to fly home, slowly flap your wings back home. Take a deep breath in and slowly exhale. Now slowly open your eyes.



Brain Break Breathing

Sun Breaths

Sit on the floor in a comfortable position. Close your eyes and take some slow deep breaths in and out. Picture a bright, shining sun smiling at you. Feel the sun on your face. Breathe slowly and let the sun warm your face. Imagine the sun warming your shoulders and back. Imagine the sun warming your arms. Continue to breathe in and out slowly and calmly. Imagine the sun's warmth spreading to your legs. Finally, feel the warmth all the way in your fingers and toes. Slowly stretch your arms overhead and your legs and feet out in front of you. Take a deep breath in and bend over towards your feet. Slowly exhale and sit back up. Take one more deep breath in and out and slowly open your eyes.



Brain Break Breathing

Rainbow Breaths

Stand with your feet shoulder width apart, arms gently resting by your sides. Slowly raise your arms and take a deep breath in. Try to breathe in until your hands reach each other over your head. Breathe out slowly while lowering the hands. Visualize the beautiful rainbow you are making. Repeat 5 - 10 times. Each time you breathe in imagine you are adding another color to your rainbow. What colors are you adding to your rainbow? Once your rainbow is done slowly open your eyes.



Brain Break Breathing

Waves on the Ocean Breaths


Lie back gently on the floor with your feet out in front of you. Place your hands on your stomach. Breathe in through your nose and feel your hands rise up. As you slowly exhale, feel your hands go back down. Pretend that your stomach is waves in the ocean and your hands are a sailboat. Each time you breathe in the sailboat goes up on the waves and each time you breathe out the sailboat goes down on the waves. Repeat.



Brain Break Breathing

Bubble Breaths

Breathe in deeply and form a bubble in your mouth. Your cheeks should be puffed out. Blow your bubble out of your mouth and push it away from you by blowing out hard and strong. Do this slowly and picture your bubble floating away. Keep breathing in and out deeply. Close your eyes and think about where else your bubble could go. Can you blow it far away? Can you blow it to a friend? Imagine your bubble is returning to you. Open your mouth and catch it for next time. Repeat.



Brain Break Breathing

Bumble Bee Breaths

Open your hands out with the palms facing towards your face. Place your thumbs over your ears and your fingers over your eyes. Close your lips with your teeth slightly apart. Inhale deeply through the nose and breathe in. Count silently 1, 2, 3, 4, 5.

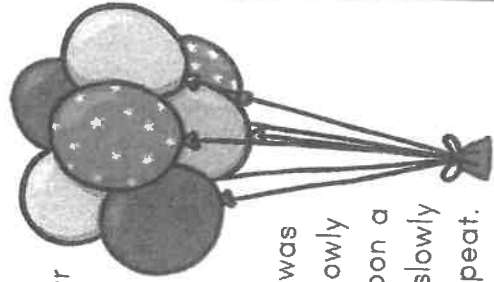
Exhale slowly through your mouth and make a humming sound like a bee. Count silently 1, 2, 3, 4, 5. Repeat.



Brain Break Breathing

Balloon Breaths

Sit comfortably on the floor with your legs crossed in front of you. Imagine that there is a big balloon in your belly. Place your hands over your belly. Take a big deep breath in, sitting up straight and make your belly puff out as if it was a balloon filling with air. Then exhale slowly like you are letting the air out of a balloon a little at a time. As you let the air out, slowly roll your shoulders and bend forward. Repeat.



Brain Break Breathing

Starfish Breaths

Sit on the floor with your legs comfortably crossed in front of you. Open your left hand and extend it slightly in front of you so it looks like an open starfish. Take your right hand and extend your pointer finger. Beginning with your left thumb, take your right pointer finger and go up the outside thumb while taking a deep breath in. Go down the inside of the thumb and breathe out deeply. Continue the deep breathing in while going up each finger and exhaling when going down each finger. Once you are finished, switch hands and repeat.





MENU



Peace Out -- our Guided Relaxations for Kids!

Thursday 18 October, 2018

Website : you tube Peace out.

Cosmic Kids yoga.

